

# STRATEGIC RELOCATION



# **BERSERKER**

---

## **BOOKS**

---



**HOW TO LEGALLY OBTAIN  
A SECOND CITIZENSHIP  
AND PASSPORT — AND  
WHY YOU WANT TO**

---

|

---

# Contents

<b>Introduction</b> .....	i
<b>Chapter One</b>	
A Brief History of Passports and Nationality .....	1
<b>Chapter Two</b>	
Acquisition of Nationality .....	3
<b>Chapter Three</b>	
The Advantages Of Multiple Nationality .....	25
<b>Chapter Four</b>	
The Disadvantages of Dual Nationality .....	31
<b>Chapter Five</b>	
Expatriation .....	37
<b>Chapter Six</b>	
Dual Nationality Under U.S. Law .....	51
<b>Chapter Seven</b>	
Formal Renunciation Of U.S. Citizenship .....	55
<b>Chapter Eight</b>	
American Tax Exiles .....	59
<b>Chapter Nine</b>	
Refugees .....	69
<b>Chapter Ten</b>	
Stateless Papers And No Papers .....	75

<b>Chapter Eleven</b>	
A Word About Extradition .....	79
<b>Chapter Twelve</b>	
Of Passports And Nationality — Some Practical Reminders .....	83
<b>Chapter Thirteen</b>	
Nationality For Sale.....	87
<b>Chapter Fourteen</b>	
Practical Second Nationalities For Americans	
— And How To Acquire Them.....	91
<b>About The Author</b> .....	133

## **Introduction**

**N**ationality law is one of the most confusing areas of international jurisprudence, primarily because law on nationality in different countries is extremely varied, based on individual histories, traditions, and legal concepts.

Anyone considering acquiring more than one nationality should proceed in full awareness of the risk of winding up with no nationality at all. You must proceed with care and, in all cases, seek well qualified legal advice. Obtaining accurate information can be difficult — different consulates of the same country often give different answers, which don't necessarily match the answers given by a citizenship lawyer within the country. Or there may be special clauses in the law with which the consulate is not familiar. Consulates deal with the everyday problems, such as children born in the territory served by the consulate of nationals of the home country, but that doesn't mean that they are familiar with every clause and loophole that may be in their citizenship law.

---

## **How To Legally Obtain A Second Citizenship And Passport — And Why You Want To**

ii

And many countries are reluctant to give general information for publication. They simply answer inquiries (if they answer at all) by saying that every case is different and the individuals concerned should visit the consulate and bring their documentation.

These difficulties are mentioned so that you will know to check and double check every possibility regarding your country of ancestry or that of your spouse. The first answer you get may not be the right one.

This book has been prepared primarily with U.S. citizens in mind. Many of our readers may be of other nationalities. They should be aware that international rules regarding dual citizenship vary from country to country. That means that if you are Dutch, for example, and interested in gaining a second passport, you must proceed in accordance with Dutch law. The consulate of your other nationality in the U.S. frequently can advise. Quite often consulates are better informed than lawyers in the home country on rules for current citizens, simply because they have to deal with these matters every day.

The main effect of the international legal confusion surrounding second passports and dual nationality is that some people have more than one nationality. And some people even have more passports than nationalities.

It is also possible to hold a country's passport without holding its nationality, as was the case for Costa Rica "pensionado" passport holders.

And many people in this world simply have no citizenship. Most are refugees, but a few are stateless for other reasons. These people may be able to obtain stateless persons' identity documents, but these usually require an advance visa for every country to be entered.


"What is a passport? Here is a reasonable definition. A passport, a printed permission signed by the secretary of state

of the home department of a country, allows a subject of that country to leave and travel abroad. The system of passports has become much more rigid and vexatious during the last half-century. The only civilized countries in which passports are not required are the British Islands and the United States."

— Penny Cyclopaedia, 1840

You can get a passport from any country whose nationality you hold, unless it is a country trying to keep its people from leaving (such as Vietnam). Of course, sometimes you can get other passports as well as those you are entitled to by nationality. Costa Rica was the best-known country to give what amounted to passports to people who were not its citizens (although in a strict legal sense it was a travel document and not a passport).





# Chapter 1

## A Brief History Of Passports And Nationality

**T**hough the passport is a very old idea, the U.S. passport is a very new one. The U.S. government wants people to think it is normal for a government to control the comings and goings of its citizenry. The fact of the matter is that passports were not required for travel abroad until quite recently.

Documents indicate that there was control of the frontiers of Egypt in the second millennium B.C., during the reign of Pharaoh Thutmos III. The United States was very late in *requiring* passports for entering and did not institute document control at its borders until 1921 (although passports were available prior to this).

In most of Western Europe, passports were instituted in the Napoleonic period. The Napoleonic Code reduced the right of nationality from what it had been in the heady days of the French Revolution.

Until 1906, it was perfectly legal to become a naturalized American without surrendering your previous passport. At the

---

## **How To Legally Obtain A Second Citizenship And Passport — And Why You Want To**

2

beginning of this century, naturalization usually signaled the end of travel for the foreign-born American; passports were unnecessary for the native-born citizen, who could re-enter the country simply by stating that he had been born in the U.S. After all, it was a land of immigrants, many of whom could not have provided documentation upon arrival in the United States.

The introduction of federal law in 1921 requiring passports was a by-product of concern about the loyalty of German-Americans during World War I. Many German-born immigrants settled in the U.S. and lived there for years without bothering to declare their nationality. (Those who did usually were religious dissenters.) Many kept their German nationality (as they were entitled to do if they were naturalized before 1906).

There also had been concern at one time about the loyalty of Irish-Americans (during the Mexican and Civil wars). At those times, however, the memory of the Alien and Sedition Acts, the fact that many people active in politics wanted to protect the foreign-born, and the country's economic needs were enough to prevent the enactment of any federal laws. The 1921 reforms were possible because they were associated with the simultaneous restriction on immigration.

Restrictions on naturalization and immigration often were justified in the McCarthy-McCarran years by claims that new Americans ("hyphenated Americans") were disloyal.

Likewise, in the 1950s, government attempts to tighten control on citizens were often justified by xenophobia and claims that the "Reds" were abusing their citizenship rights. In some cases, "communists" who had come to the United States as children were stripped of their U.S. naturalization and deported. Other native-born Americans were denied the right to travel by not being allowed passports. One of the most notable in this latter group was the actor/singer Paul Robeson.

## **Chapter 2**

# **Acquisition Of Nationality**

**Y**ou can obtain dual nationality in at least five ways: two forms of right of birth (both described below), and naturalization by residence, by merit, and by purchase. Under the laws of some countries, you can obtain their nationalities by marrying a citizen (often regardless of sex). You can get nationality by being the parent of a citizen in some countries (even by being the illegitimate parent of a citizen in some cases). And often you can gain entry or accelerated citizenship if you are a political or religious refugee or the offspring of refugees. These are the most realistic options, and the discussion will be limited to them.

For the record, however, you can obtain foreign nationality in other ways as well. You can obtain nationality by adoption, legitimation, or recognition of paternity, which is a special case. Under laws creating new countries, such as the incorporation of territory as the United States grew westward, the wholesale chopping up of the former Turkish and Austro-Hungarian empires after World War I, and the changes

## How to Legally Obtain A Second Citizenship And Passport — And Why You Want To

4

in the frontiers of Eastern Europe after World War II, collective and involuntary naturalization of the residents of these territories occurred. The same happened in the cases of Moslems in newly independent India and Israel in 1948. It also happened to Hindus in newly independent Pakistan. The world has had many problems as a result of these types of naturalization.

### Nationality by Birth

As a result of being the home of immigrants, America is the biggest practitioner of the principle in nationality law that lawyers call *jus soli*, the right to nationality by virtue of place of birth, which is still the dominant factor in U.S. nationality law. The opposing principle, *jus sanguinis*, is the right to nationality by virtue of "blood," i.e., ancestry. Nationality law in most countries is a mixture of these two notions.

Most of Europe currently operates under *jus sanguinis*, but with exceptions. The most important of these involve people who otherwise would be born without a country, i.e.: apatrides. This provides opportunities.

Many countries which want to foster immigration or which used to want to foster immigration are in the *jus soli* group. Among these are Canada, Australia, and many Latin American countries. In Europe, under the pressure of immigration, even countries which used to allow some elements of *jus soli*, such as France and Britain, have now reduced them.

Some countries still provide citizenship to virtually anyone born in their territories: the United States, Canada, Ireland, Israel, Jamaica, Bolivia, Mexico, and Brazil. Other countries have residence requirements which are enforced with varying severity, either on the parents if they are not nationals (Italy

requires that the parents have lived in Italy 10 years before the child was born unless one of the parents or grandparents is or was Italian), or on the child born to parents who are not nationals prior to his or her being given the country's nationality (Denmark, France, and Belgium, theoretically for periods from 16 to 18 years). Residence requirements on newborn babies or their parents may apply.

Still other countries *only* grant nationality to children born in their territories who otherwise would be stateless, precisely to avoid dual nationality. (Finland is an example.) Some countries concerned with racial purity, notably Japan, have carefully worded laws which deny nationality to those who just happen to be born there — generation after generation. Thus third-generation Japanese-born Koreans are still not Japanese citizens.

### **Naturalization by Residence**

In the American colonies, naturalization was left to the individual colonies and often involved religious and financial tests. Under the first article of the U.S. Constitution, Congress was given the power to “establish a uniform rule of naturalization.” The statute of 1790 provided that those of foreign birth could become American. It was based on the individual's right to expatriate himself from the nationality he had been born with — a concept which was unfortunately not recognized by Anglo-Saxon Common Law.

Congress also declared to be citizens those born outside the United States to citizen fathers who themselves had lived in the U.S. (*jus sanguinis*).

## How To Legally Obtain A Second Citizenship And Passport — And Why You Want To

6

These notions were tinkered with in the 19th century, but not substantially changed. And they were administered by the separate states.

With the 14th Amendment in 1868, the United States adopted the notion of *jus soli*. Even if your parents were not citizens (usually because they were slaves), you were a citizen by right of having been born on American soil and having been emancipated. The text reads “all persons born or naturalized in the United States, and subject to the jurisdiction thereof, are citizens of the United States and the state wherein they reside.” (The Indians were a special case.)

As the United States gained territory from foreign countries, citizenship was conferred on the people who came with it: Michigan (1794, formerly British); the Louisiana Purchase (1803); and Florida (1819); former Mexican territories (1848-1853); the U.S. Virgin Islands (1916, formerly Danish), and Puerto Rico (1917 for citizenship, although Puerto Rico was acquired from Spain in 1898). From 1918 to 1920, Filipinos were made U.S. citizens under the treaty with Spain — automatically and without giving the individual Filipino any say in the matter. People in territories that had belonged to no foreign state were also automatically naturalized, as were people in Alaska and Hawaii who had been Russian or Hawaiian citizens before U.S. annexation.

Aliens of European background were naturalized from 1790 by the separate states. The procedure involved applying as an immigrant upon arrival in the U.S. After five years of uninterrupted residency, the immigrants went before a judge with two American witnesses to swear an oath of loyalty. And they were given a Naturalization Certificate (after paying a fee). The procedure remains similar today.

Naturalization was extended to blacks in 1868, although in the Deep South, only after 1960 were many blacks treated as

citizens (and permitted to vote and serve on juries, for example). Naturalization was extended to other races only in 1940. People of Chinese, Japanese, or Indian subcontinent backgrounds were barred from citizenship until then.

### **Naturalization by Merit**

In 1793, as an expression of revolutionary enthusiasm, the French National Assembly virtually invited any foreigner who wanted to, to become French. "Any foreigner aged over 21, who has been domiciled in France for more than a year, or who lives here by his or her work, or who has acquired a property, or who has married a Frenchman or Frenchwoman, or who has adopted a child, or who supports an aged person, or who is deemed by the legislative body to be worthy of humane treatment (*d'avoir bien merite de humanite*) is admitted to the exercise of the rights of citizenship."

The tradition was thereby established of granting citizenship to those of merit or those who made an economic contribution to the country. This notion goes beyond either of the recognized principles of nationality law, and it is not studied by jurists.

Early beneficiaries included Thomas Paine, the British-born American revolutionary, who actually became such a good Frenchman in French eyes that he served as a member of the National Assembly for Calais. Along with other non-French deputies, he was imprisoned by the Jacobins, but managed to avoid the guillotine. A Dutchman, Anarcharsis Clootz, was also a National Assemblyman. But he was less lucky than Paine — he was guillotined for opposing Robespierre.

The United States does not grant citizenship to people because of merit (except by special Act of Congress), but it



## **How To Legally Obtain A Second Citizenship And Passport — And Why You Want To**

8

does give them priority in getting a visa. The visa category H1 covers workers of “distinguished merit or ability;” the category H2 covers workers performing services unavailable in the U.S.; the category H4 covers the spouses and children of these people. Furthermore, the visa category L1 covers inter-company transferees in executive, managerial, or specialized fields, and L2 covers their spouses and minor children.

Sometimes nationality by merit can just be a matter of being lucky enough to be in the right place at the right time. About 30 visiting French writers, politicians, journalists and entertainers were granted Lebanese citizenship in 1989 for expressing sympathy with the country’s plight. Christian army commander Major-General Michael Aoun presented passports to the delegation.

### **Nationality by Checkbook**

The idea of giving nationality by merit lives on, but it has been debased from its revolutionary beginnings. In many countries south of the border, you can in effect buy nationality through programs that are designed to attract investors to the country.

Under the 1945 Constitution, the law in Bolivia says that you can become Bolivian after two years’ residence. This is “reduced to one year if your spouse is Bolivian, or your child is, or if you own real estate in the country, or if you have introduced an industry or invention of value to the community, or if you teach school, or operate a railroad.” You automatically become Bolivian if you perform military service.

This is an extreme example of nationality by merit or service to the country, but many other countries operate under similar principles that have been turned into a simple matter of

parting with cash. This is usually done through “making an investment” in an approved program, or buying an approved farm, but you don’t really expect your “investment” to be recoverable. The Bolivian one costs about \$20,000.

U.S. nationality can never be bought. The closest the U.S. comes to such programs is a special millionaires’ residence visa for those investing \$1 million or more (and creating a minimum number of jobs) in the U.S. U.S. immigration law provides for two categories of persons who have priority in obtaining visas for themselves, their spouses, and their children: E1 for “treaty traders” and E2 for “treaty investors.” But these are non-resident visas, meaning that the time in the U.S. on the visa does not count toward the required residency for obtaining citizenship. They are intended for long term, but still temporary, business stays, even though they can generally be renewed indefinitely.

This type of business visa, or some close equivalent, is available in most countries. This book is concerned with obtaining a second citizenship, not residence.

### **Naturalization by Marriage**

The 19th century adopted the notion, invented by the Napoleonic Code as far as the law books are concerned, of “the unity of the family.” What this meant was that in some cases a woman had to give up her own nationality when she married a foreigner.

The United States, a land of immigrants, did not apply this notion during the 19th century. The 1855 U.S. Nationality Act specifically allowed alien women to become American upon marriage to a citizen — but nothing was said about the reverse.

## **How To Legally Obtain A Second Citizenship And Passport — And Why You Want To**

10

However, as American nativism and xenophobia increased, the law was changed. In 1907, the U.S. Nationality Act read that “any American woman who marries a foreigner shall take the nationality of her husband.” The result was heartbreak, injustice, and outrage.

A mere 15 years later, the so-called Cable Act of 1922 introduced the principle that “marriage has no effect on citizenship” for Americans. But in fact, the new law required that any American woman marrying an alien had to reapply for citizenship and wait a year; women who married the wrong sort of aliens lost their citizenship forever. Marriage to a man ineligible for citizenship on grounds of race was expatriating for U.S. women.

In 1934, the United States revised the Nationality Act to “lift requirements for spouses of Americans otherwise qualified” for citizenship. Once again, you got to become a citizen — at once — by marrying an American. On condition you were white or black. The race tests were removed in 1940.

But in 1940, with war on the horizon, American politicians began to worry that they had made things too easy for potential foreign spies. So a residency requirement was reintroduced. If a foreigner spent one year living in the United States with his or her American spouse, he or she could become a citizen. During the McCarthy years, a new wave of nativism overtook this law, and the residency requirement was raised to three years (either before or after the marriage).

Under current American law, spouses do not transmit citizenship, although marriage does make it easier for spouses of Americans to obtain both U.S. visas and U.S. citizenship — you get the visa (theoretically) automatically and citizenship in three years of residence rather than the regular five years. This is why the government snoops so hard to determine if these

---

“mixed marriages” are real. The “automatic” visa can actually be very hard to obtain, and immigration officers will tend to ask all sorts of trick questions of the spouses separately to see if it is a marriage of convenience.

Marriage gives you French nationality after one year of marriage, whether in or out of France, but a French language test is also required. Marriage accelerates the naturalization process in countries from Brazil to Britain, from Bolivia to New Zealand.

In France, and some other European countries as well, traces of the revolutionary system remained in the 19th century; one could still become French by marrying a Frenchman. (Napoleon removed the idea that you could also become French by marrying a Frenchwoman.) In the 19th century, as a more patriarchal approach to marriage took hold, this rule was generalized, so that wives were expected to take their husbands’ nationality.

Nowadays, thanks to a more egalitarian view of marriage and a United Nations convention that prohibits asymmetry in the assignment of nationality between spouses (to which the United States and most Western countries adhere), many marriages between people with different nationalities result in dual nationality for the children of such unions. (This is explained in further detail below.)

In many cases, mixed marriages also give both spouses the nationality of the other quite painlessly (or at least more rapidly).

In Ireland the non-Irish spouse can become a citizen after three years of marriage even though never having resided in Ireland. All that is necessary is to present the passports of both spouses and an affidavit by the Irish spouse that the marriage is still in effect, and the citizenship is granted automatically by registration. This can even be done at the nearest Irish consulate

## **How To Legally Obtain A Second Citizenship And Passport — And Why You Want To**

12

or embassy — it is not necessary to go to Ireland. Note that this is citizenship by registration, not naturalization. It therefore is not addressed by the U.S. laws on acquiring a second nationality by naturalization. It is also not a discretionary process in Irish law but a matter of right. This latter point is important. Many countries reduce or waive the residence requirement for naturalization of a spouse, but the other legal requirements still have to be met, such as speaking the language, being of good moral character, not having a criminal record, etc. But in the case of citizenship by registration, there is no bureaucratic discretion to refuse the citizenship.

Some countries only allow those who acquired their nationality by birth to pass it on to their spouses.

### **The Citizenship of Married Women**

The rules concerning spouses acquiring nationality generally are or were sexually asymmetrical.

The constant tinkering with U.S. rules of citizenship and marriage between 1922 and 1940 was characteristic of the period, and there were virtually as many changes in the law in other Western countries. Tracing French law regarding transmission of citizenship to spouses is equally confusing, and the twists and turns of British law also have been summarized. All this tinkering was going on precisely at the time that the international lawyers were trying to standardize rules. But the tenor of legal changes was that women were increasingly being given the right to maintain their nationalities even if they married foreigners. In short, many countries were beginning to break with the Napoleonic idea of family unity. And of course, many children with dual nationalities were being born to these mixed marriages.

It was during this period of rapidly changing nationality law that the first conference on trying to resolve the matter of dual nationality took place, in 1930, in The Hague. International lawyers were as confused as the lawmakers in the United States during this period. On the one hand, they talked about family unity (and in effect tried to weed out dual nationality before the little children who might have it were even conceived); on the other hand, there were countries that were becoming convinced that women might be citizens, too. Thanks to the problem of how to determine the nationality of women married to foreigners, the League of Nations system was unable to come to a conclusion about eliminating dual nationality.

It was only one year after the 1930 Hague Convention failed utterly to address the question, as jurists pontificated about Freedom of the Wife versus Unity of the Family, that the women's movement took up the question. In 1931, the International Women's Movement adopted a resolution that "there shall be no distinction based on sex in law relating to nationality" and "marriage shall not affect the nationality of husband, wife, or child."

The first success of this program came in 1935, when the Convention of Montevideo (which grouped the American states) virtually adopted the language of the Women's Movement. The Conference Article 7 read, "Neither matrimony nor its dissolution affects the nationality of the husband, or wife, or their children."

This was highly theoretical, because the United States and other countries did not change their laws. In 1948, the Universal Declaration of Human Rights of the United Nations got into the question, although the declaration was not legally binding on U.N. member countries either. Article 15 said, "No one shall be arbitrarily deprived of his nationality nor denied the right to change his nationality." ("His" under international

## **How To Legally Obtain A Second Citizenship And Passport — And Why You Want To**

14

law includes “her.”) “Arbitrarily” was defined so as to include the meaning “as a result of marriage.”

Many countries refuse to adopt symmetry in nationality law between the sexes, despite signing the U.N. declaration. The Egyptian delegate, pressed by the then-president of the General Assembly, Mme. Pandit, argued that “it is customary for a woman to agree, upon marrying an alien, that her children shall be of the father’s nationality.” It is reported that she glared at him. The Inter-American Court of Justice (which judges the Montevideo Convention) backed asymmetry as recently as 1984 (Judgments and Opinions 84, Number 4, Paragraph 44): “the provision which favors only one of the spouses does not constitute discrimination,” ruled the judges.

The non-binding declaration became binding in 1953 on countries that chose to make it so. Unlike its generally rotten record for ratifying international human rights rules, the United States accepts that passport rights relating to marriage are sexually neutral. The language of the 1931 Women’s Movement text became a U.N. Resolution from the U.N. Commission on the Status of Women, “There shall be no distinction based on sex in law relating to nationality.”

The United Nations loves to pass more resolutions than are needed to prove its virtue. So, in 1979, it produced The Convention on the Elimination of All Forms of Discrimination Against Women, which went into effect in 1981. (The United States signed in 1980.) Article 9 “provides for equal rights for women regarding the status of their nationality and ...the nationality of their children.” However, not all member countries of the international organization have decided to ratify that resolution or revise their domestic laws to fit it. And most legal systems have not redefined nationality retroactively. So if your grandmother was expatriated for marrying the wrong fellow, you cannot claim that it was a sexist decision three

generations later and try to reclaim your citizenship from the government in question.

Under national and international law, a series of rules have won wide acceptance (although they are not formalized by treaty). One is that people may not be deprived of nationality by governments against their will. The language is incorporated in Article 15 of the U.N. Declaration on Human Rights. It has strongly influenced U.S. case law since then.

Great Britain is a signatory. But it has not adopted any special measures for the Hong Kong-Chinese, who most assuredly do not want to cease being British against their will. (The British argue that they are colonial subjects, not citizens. The United States used a similar argument regarding Puerto Ricans until 1917, when it suddenly made them citizens; cynical Puerto Ricans say it was so they could be drafted in World War I.)

### **Diplomats' Children Under *jus soli***

By law, the United States does not grant citizenship to the children of diplomats or U.N. officials who happen to be born in the U.S. However, in practice, many such children do get U.S. nationality, because their mothers as opposed to their fathers do not make a point of declaring their diplomatic status. Unless the mother makes a big thing of her status, the child born in the United States is presumed to be a citizen, and gets a birth certificate that allows him or her to be issued a passport.

The treatment of diplomatic offspring goes back to the French Revolution. Even when the United States and Britain practiced *jus soli*, diplomatic offspring and those of a foreign occupying power were excluded by law. Now international law reinforces this tradition. By practice, as in the United States, the



## How To Legally Obtain A Second Citizenship And Passport — And Why You Want To

16

presumption of nationality by birth still overrides a specific exclusion for diplomats, simply because the birth certificate is not marked in any special way to indicate that the child was not a citizen — even if the registrar of births was aware of the situation.

The children of diplomats and international civil servants born in France were at one time granted the right to French nationality under certain conditions. This idea, which dates back to the French Revolution, managed to survive Napoleon's switch to the *jus sanguinis* camp. However, France abolished this tradition by becoming a signatory to the 1930 Hague Convention, which excludes diplomats from *jus soli*. But in practice, as in the U.S., it is difficult for those registering births to keep an eye out for diplomatic offspring.

Some countries are not signatories to the 1930 Hague Convention, or refuse to conform to its rules. In Bolivia today, under the 1945 Constitution, which post-dates the Hague Convention, children born to diplomats stationed there are automatically given Bolivian citizenship.

In contrast to American law, many countries practicing *jus sanguinis* grant their nationalities and passports to the offspring of their citizens, wherever they may be born. So it is possible to be a citizen of many countries without ever having set foot in any of them.

### **Residence Requirements**

In 1809, the Napoleonic Code got rid of the rampant distribution of citizenship by merit. Yet even the restrictive new French system did not require that French nationals live in France. Logically, being French was inherited, so it did not matter if you actually lived there. France only instituted a

---

residence requirement for citizenship in 1921, and it merely applied to naturalized Frenchmen, not to those who became French at birth. France was even slower than the United States in requiring passports from its own citizens; France required that Frenchmen returning to the country show passports only after 1928.

In contrast, countries receiving immigrants have always imposed a residence requirement before naturalization — and sometimes even after naturalization. It normally takes five years of U.S. residence under a legal alien registration card to become a citizen. There also may be a quiz on government and civic structure, and a requirement that the potential citizen be able to read and write English.

Only in recent years has the United States removed rules (dating from 1921 and repeated in laws in the following decade) whereby naturalized Americans who returned to their countries of origin lost their U.S. nationality. If you were a naturalized U.S. citizen, it used to be that you could not spend more than a few weeks in your country of origin without putting your U.S. citizenship at risk. In 1952, the Supreme Court (*Rosenberg v. Fleutl*) ruled against the residence test on naturalized Americans, but it took a while before the law was changed. And the new law was not retroactive. People who had lost their citizenship under the old law did not get it back unless they sued.

Similarly, only lately has the United States gotten rid of the residence requirement on children born to one American and one foreign parent outside the United States. These offspring used to have to meet quite stringent rules on residence before they turned 23 years old (18, initially) so as not to lose their U.S. citizenship. This reform did not apply to those who had lost their citizenship under the old law.

## How To Legally Obtain A Second Citizenship And Passport — And Why You Want To

18

Residence before naturalization was required by the United States from 1790. It also was required *after* naturalization if the U.S. citizen wished to transmit his nationality to his children.

The reason for residence restrictions applying to new citizens in the United States was a fear that generations of pseudo-Americans might be bred in non-English-speaking countries. All it would take was one fellow who had spent five years in the United States, and then returned to his homeland and had a bunch of children (American citizens because of papa), who then in turn would marry and have children, etc., creating whole mobs of American citizens with scant ties to the U.S. (Only papa is mentioned as an example because, during the inter-War period, paternal but not maternal assignment of citizenship was common.)

Foreign countries also impose residence requirements on applicants for naturalization. The shortest residence requirement is zero, which is the case for Jews immigrating to Israel. (Note that Israel has very steep taxes and a draft applying to both men and women. As a result, even those who are stateless, such as the Soviet Jews, often scheme to get any nationality other than Israeli.)

Countries where citizenship can be bought tend to waive residence requirements. However, the danger is that these citizenships may be lost in the event of a political changeover, or just that the appropriate general doesn't stay bribed. For that reason this book stresses citizenships that are available through other methods such as inheritance and marriage, or well established and approved investor-immigrant programs.

Relatively short residence requirements are used by many countries that want to encourage immigration. Many countries reduce the requirement in the case of anyone who makes an economic contribution to the country by investment or who marries a citizen. Even countries that do not welcome new

---

immigrants frequently cut residence requirements for those who marry their nationals, to promote family unity.

Canada has a three-year residence requirement, which is strictly enforced.

Five years to seven years is the norm for most countries. Some countries that want to discourage immigration use a longer period. Switzerland uses twelve years; Germany uses 10 years.

### **Commonwealth Residence Credits**

Many Commonwealth countries allow a reduced period of residence by granting credit for residence in other Commonwealth countries. Thus a citizen of an African Commonwealth country may have a fairly easy time obtaining citizenship in a West Indies Commonwealth country. This rule applies to anyone, not just a citizen of a Commonwealth country. For example, an American who has lived in Canada for a few years may be able to credit those years towards part of the residence requirement for a Jamaican passport (although the last couple of years nearly always have to be actual residence in the country that is going to grant the citizenship). But should you be considering citizenship in a Commonwealth country, be sure to obtain a copy of the citizenship law and read it carefully with a view to these possible loopholes — it is impossible to cover all of them in this book. Before spending money on a lawyer, write to the country concerned and purchase a copy of the law from their government printing office. Since these are Commonwealth countries the laws are all printed in English.

## How To Legally Obtain A Second Citizenship And Passport — And Why You Want To

20

### **Residence Requirements for U.S. Citizens**

The United States does not like its citizens to live abroad. In 1790, the law allowed only one generation of children born to American fathers abroad (regardless of the nationality of the mothers — this was the 18th century, after all) to retain citizenship. Where grandfathers were Americans, fathers were American. But if the fathers never resided in the United States, *their* children were not American.

This curious residence requirement on citizens by birth lasted and lasted and lasted. It still does. It shows the distrust of American legislators for *jus sanguinis*, and the fear that without contact with the American earth and air and population, people will somehow lose their American essence.

In 1934, to show a new sexual equality, American mothers could transmit nationality even if residing abroad and married to foreigners. But the residence requirement was retained. Unless one of the parents of the foreign-born half-American child had resided in the United States for at least five years immediately before the parent was 18, that parent could not transmit nationality to the little one. Instead of only American grandfathers winding up with little foreign grandchildren against their will, American grandmothers could as well (via either their sons or their daughters).

In 1940 the residence requirement was doubled; a parent had to reside in the United States for at least 10 rather than five years to transmit nationality to a child born abroad whose other parent was a foreigner. (However, under the new law, the child himself had an easier time becoming American if he chose to live in the United States.)

**Residence Requirements for  
Native-born Americans**

As already discussed, earlier legislation had already introduced the idea of a residence requirement applying to native-born Americans (that is to say those born in the United States) in the matter of transmission of nationality. But in 1940, the government decided to impose a residency requirement on its native-born citizens in the matter of their own nationality. The 1940 law read, "if a child born in the United States enters the foreign state where he or either of his parents were a national and if he remains there more than six months" he is considered to have expatriated himself.

The law was intended to crack down on dual nationals born in the United States to foreign mothers who made the ocean crossing from troubled Europe to have U.S. citizen babies. But it had the effect in six months of ending the U.S. citizenship of children born in the U.S. to naturalized American mothers or fathers who happened subsequently to live in the country where the non-American parent had been born. Furthermore, if a naturalized American lived in the country where he or one of his parents was born, he also lost his citizenship in six months. The predictable outcome was that protesting Americans besieged their consulates in foreign lands.

A procedure was developed whereby if the American parent or the American child could prove that he had not entered a foreign army or accepted employment in the government service of a foreign state (specific expatriating acts), his citizenship was returned. The burden of proof, of course, was on the person claiming citizenship.

In 1952, despite the rise of xenophobia in the United States, the rule was eliminated by a new law. A presumed dual

## **How To Legally Obtain A Second Citizenship And Passport — And Why You Want To**

22

national, born to one American parent overseas, was allowed to live up to three years in a foreign country without losing his nationality. On the first day of year three he was required to visit a U.S. embassy and swear under oath that he wanted to retain his American citizenship. If the idea of swearing in a bunch of three-year-olds sounds ridiculous, recall that parents naturalizing children with themselves also swear an oath on the children's behalf.

### **The U.S. Oath of Citizenship**

The United States requires that new citizens by naturalization swear an oath that requires that they give up any prior citizenship. If they swear falsely they lose their U.S. citizenship. The effect is to eliminate dual nationality. The oath reads as follows:

“I hereby declare, on oath, that I absolutely and entirely renounce and abjure all allegiance and fidelity to any foreign prince, potentate, state, or sovereignty, of whom or which I have heretofore been a subject or citizen; that I will support and defend the Constitution and laws of the United States of America against all enemies, foreign and domestic; that I will bear true faith and allegiance to the same; (that I will bear arms on behalf of the United States of America when required by law; that I will perform noncombatant service in the armed forces of the United States of America when required by law; that I will perform work of national importance under civilian direction when required by law;) and that I take this obligation freely without any mental reservation or purpose of evasion: so help me God.” (The clauses in parentheses are now optional.)

Some other countries require similar oaths of naturalized citizens. However, despite such an oath renouncing former

citizenships, the actual loss of citizenship is determined by the country of the original citizenship. Many cases of dual nationality result simply because the first country does not recognize anything other than an oath taken before one of its consular officers, or perhaps does not permit renunciation of citizenship at all.

### **Western Hemisphere Preference**

Some groups of countries (the EU, the Benelux countries, and the Nordic group, for example) try to make it easier for folks living nearby to travel and work there. The countries of the Americas have attempted to create a system of preferences for immigrant visas. But hard economic facts have got in the way of ideals in this area.

Following are examples of inter-American preference: Bolivia admits Argentines with identification and without passports; Brazil exempts Argentines, Paraguayans, and Uruguayans from passport requirements; Chile admits U.S. citizens without passports; Costa Rica admits any holder of a tourist card; the Dominican Republic exempts U.S. and Canadian nationals with proof of identity from passport requirements; Ecuador exempts holders of tourist cards from passport requirements; El Salvador exempts U.S. citizens and Canadians with round-trip airline tickets from passport requirements; Guatemala exempts U.S. citizens and Canadians with tourist cards from passport requirements; Haiti does not require U.S. nationals or Canadians with birth certificates to have passports; Paraguay exempts citizens of Argentina, Brazil, Uruguay, and Chile who possess identification papers from showing passports; the United States exempts citizens of Mexico who enter from Mexico or Canada and hold a valid



## **How To Legally Obtain A Second Citizenship And Passport — And Why You Want To**

24

border-crossing card from passport requirements. Canadians who reside in Bermuda or Canada and who arrive in the United States after a visit anywhere in the Western Hemisphere or directly from Canada are exempt from passport requirements; and Venezuela exempts U.S. citizens with tourist cards from passport requirements. Tourist or transit cards are issued by airlines or the consul and normally do not require photographs. They are valid for 30 days to six months (depending on the country), are renewable, and normally are issued at little or no cost.

---

## Chapter 3

# The Advantages Of Multiple Nationality

**W**hy would anyone be interested in obtaining dual nationality?

If you cannot get a U.S. passport for some reason, having the right to another can be very useful. People in the United States can be denied passports to leave the country for the following reasons: being under a court order of parole or probation; being the subject of a federal warrant for arrest; being under subpoena by a federal grand jury; being in debt to the Internal Revenue Service (IRS) or another body of the federal government; and being declared mentally incompetent.

The U.S. practice on loss of nationality has changed a number of times since World War II, even though the statute has not. After decades of revoking the citizenship of persons who had been naturalized in a foreign country (as the statute requires), the State Department now ignores foreign naturalization unless there is additional evidence of an *intent* to lose U.S. citizenship. This could actually be a very delicate problem for a person who was naturalized abroad during the time of the

## How To Legally Obtain A Second Citizenship And Passport — And Why You Want To

26

earlier policy and believed that they were no longer a citizen, only to suddenly find that they are a citizen and owe U.S. taxes for the entire period. (There has not been such a case, but it is theoretically possible because of this change.)

The ONLY definitive ruling on loss of U.S. citizenship is made by the State Department issuing a certificate of loss of U.S. nationality. This is automatic in the case of a formal renunciation of citizenship, but it can also follow such acts as participating voluntarily in a foreign military service or being naturalized abroad with the intent to lose U.S. citizenship. While your U.S. citizenship may be open to challenge because of one of these acts, unless such a certificate has been issued, you may still be a U.S. citizen.

Norman Dacey, the famed author of *How To Avoid Probate*, held Irish nationality because of ancestry. He moved to Ireland some years ago and said that he was no longer a U.S. citizen. However, he never followed the required procedure of a formal renunciation of citizenship, and the Internal Revenue Service seized his U.S. book royalties on the grounds that he owed taxes and penalties for the years he had been living in Ireland without filing U.S. tax returns. He has since formally renounced U.S. citizenship.

Nothing you do in the United States can cause a loss of citizenship, so if you are naturalized by a foreign country through a mail-order citizenship, you do not lose U.S. citizenship by that act — BUT if you then reside abroad, that could create the required intent to lose citizenship under the statute.

You are now required to give your social security number to obtain a U.S. passport. This is an effort to increase enforcement of the law requiring tax returns and payments from all U.S. citizens. Congress was convinced — whether or not accurately

— that there were a couple of million Americans abroad who were not filing and paying U.S. taxes.

A second passport can save your life if you are unfortunate enough to be on an airplane that is hijacked by terrorists with a grievance against Uncle Sam — and most terrorists have a grievance against Uncle Sam.

There are other advantages as well. In many countries it is difficult for foreigners to obtain a work permit. It is often even more difficult for Americans to do so because of reciprocity rules in many countries. The U.S. is one of the most difficult places in the world to obtain a work permit, so foreign countries retaliate against American executives. Many American-based multinational corporations now make a point of hiring (or combing their existing staffs for) executives who have dual nationality so that they have the right to work in some other country as a citizen.

In the European Union (EU), citizens of any one of the member countries (Belgium, Denmark, France, Germany, Greece, Ireland, Italy, Luxembourg, Netherlands, Portugal, Spain, and the United Kingdom) have the right to live and work in any other member country without permits. Large American corporations are very interested in anyone who may be a citizen of one of these countries for these prized assignments. Many times the corporations urge executives to check on whether they might be a dual national without being aware of it, as is the case with many who had a father born in one of those countries (or in the case of Ireland, any one of the four grandparents).

In a great many countries, including Greece, Mexico, and Switzerland, foreigners are not allowed to buy real estate in certain restricted areas. Having local nationality is an advantage. And finding a loan to finance a real estate purchase in any country is always easier for a national, because most banks distrust foreigners.

---

## **How To Legally Obtain A Second Citizenship And Passport — And Why You Want To**

28

In the United States foreigners are forbidden to control companies in sensitive industries. (For instance, foreign ownership of broadcasting companies, military suppliers, utilities, and railroads is prohibited in the U.S.) Similar rules apply in many other countries, and the prohibited list of industries may be much broader.

It is often difficult to purchase foreign securities — Euro-bonds, offshore mutual funds, unit trusts, investment funds, SICAVs, or South African gold stocks — if all you have is U.S. citizenship. Only a very few large foreign companies have registered to sell their securities in the United States. Foreign brokers will not sell you unregistered securities, for fear of the Securities and Exchange Commission (SEC). If you want to own these securities, it helps to have a foreign identity and a foreign mailing address.

In addition, some foreign countries limit the right of foreigners to buy securities or certain classes of securities in their markets. Unless you have the right nationality, you may not be able to benefit from the best deals. Among the countries that limit foreigners' rights to purchase securities are Switzerland, Italy, Brazil, Taiwan, and South Korea. And in Switzerland, any non-Swiss opening a normal bank account is subject to a 35% withholding tax.

By purchasing and selling U.S. stocks and bonds with a foreign passport, it is possible to evade U.S. capital gains tax entirely (but be warned, this is illegal if you have retained U.S. nationality). On the other hand, you will be subject to a withholding tax on interest and dividends, usually 30% (but sometimes 0% or 15% if the country of your new nationality has a tax treaty with the U.S.). That withholding tax does not apply to U.S. bank account interest.

*Chapter 3*  
*The Advantages Of Multiple Nationality*

29

In some countries, such as Great Britain, college tuition is lower for those with that nationality. And some countries, including the United States, allow only their citizens to qualify for free education at military academies or other schools.

Having a second passport sometimes can help you acquire a more desirable third passport. An example is using an Israeli passport to get a German or a Spanish passport. Both countries make special arrangements for descendants of Jews who were driven from their countries (by the Nazis for Germany or by the Inquisition in 1492 for Spain).

A purchased Latin American nationality can ease acquisition of Spanish nationality. Similarly, a Brazilian passport can ease your way to Portuguese nationality, as of 1995. This may not continue for long, as both Spain and Portugal are under European Union (EU) pressure to drop the preference they give their former colonies in Latin America. Because Spain, Portugal, and Germany are in the European Union (formerly the European Community), having any one of these nationalities gives you the right to work and live without permits in any one of the EU countries.

Having a foreign nationality in addition to U.S. nationality does not allow you to avoid any of the U.S. taxes you otherwise would have to pay; nor does it allow you to get around or to evade the U.S. laws requiring reporting of large transfers of cash and securities overseas. Nor does foreign nationality in conjunction with U.S. citizenship allow you to avoid the law requiring that you report overseas securities or bank accounts in which \$10,000 or more is held at any time. As long as you retain your U.S. citizenship, you must observe U.S. tax and reporting laws.

---



## **Chapter 4**

# **The Disadvantages Of Dual Nationality**

**T**here are disadvantages to having more than one nationality. The main problem is that many countries still have a draft, and young men may be called up by their foreign countries of nationality. Among the countries with a draft are France, Switzerland, and Israel. And international courts tend to uphold the rights of either nationality to impose military service on citizens of dual nationality. This is a serious enough problem that the U.S. military forces have policies prohibiting stationing a serviceman in a country where he might be considered a dual national (for example because he had a parent born in France).

In the event of a divorce, small children who have dual nationality by right of their parents' mixed marriage can easily be abducted by one parent, thereby denying the other custody or visitation rights. There are tens of thousands of cases every year of children who are abducted from their U.S. parents, particularly from U.S. mothers married to Moslem fathers from North Africa or the Middle East. Another country often involved in

---



## **How To Legally Obtain A Second Citizenship And Passports — And Why You Want To**

32

custody fights is Israel (whose very easy issuance of passports to Jews has been abused by escaping spouses of both sexes).

Another disadvantage results from the inheritance and estate tax laws of multiple jurisdictions. It is often difficult to avoid having more than one country tax the estate of a dual national.

For international lawyers, on the other hand, the disadvantages result from laws on trading with the enemy in time of war and the right of redress in international court. International and U.S. courts generally treat the holder of both an enemy and a third-country passport as if he were from the enemy country only. Also, multiple passport holders generally are not allowed to use the second nationality to sue the first country under international law.

### **Who Decides Whether You Can Be Drafted?**

Under international law, the country where a dual national is living has the right to assert its claim to him without any interference from the other. In other words, you cannot use one of your nationalities to protect yourself from demands placed on you by your other nationality. The United States protested without any effect against the Swiss habit of granting Swiss nationality to those who were born to persons of Swiss origin generations before, and then drafting them. The Department of State in 1897 wrote to protest:

“There seems to be no end to the chain of inherited subjection ...if the Swiss premise is admitted, for if a native born son of a citizen of the United States can be claimed by Switzerland as a citizen because his father was formerly a

Switzer, the grandson and the descendants of the remotest generations may ...be claimed as Swiss citizens.”

During World War I, the United States was unable to prevent Italy and Switzerland from drafting persons who had acquired U.S. nationality by naturalization and had returned to their original country.

While the Swiss finally backed off (in the 1950s!), later U.S. court rulings allowed Americans to be drafted and not lose American citizenship.

This may not be very good news for the person thereby deemed a dual national, however. Many would prefer not to serve in the army of any nation. And almost everyone would prefer not to be hanged. Following World War II, a Mr. Kawakita became vulnerable for a charge of treason for actions he took while wearing the Japanese uniform, because it was ruled that he had retained his U.S. citizenship. His actions amounted to war crimes, but because he was deemed an American, he could not also be a war criminal. As Justice Douglas wrote, “American citizenship until lost carries obligations of allegiance as well as privileges and benefits.” For his cruelty above and beyond the call of Japanese duty, Mr. Kawakita was sentenced to death.

### **The Question of Voting**

Thanks to another Japanese dual national who spent some time in his homeland, the courts ruled that voting in a foreign election is not expatriating for a dual national under certain circumstances (*Takehara v. Dulles*). Initially the ruling was very limited (Mr. Takehara feared he would lose his ration card during the war and the Occupation). But civil libertarians have extended the ruling in subsequent cases.

---

## How To Legally Obtain A Second Citizenship And Passports — And Why You Want To

34

### Who is an Enemy?

By law, you may not commit treason or espionage against one of your nationalities because of loyalty to or coercion by the other, then later plead that your actions should be discounted. However, if you were required to perform normal military service or to vote, you can maintain your dual nationalities. You may be forced to.

In 1867, the United States was unable to prevent two naturalized citizens who had started an insurrection in Ireland from being tried for treason. Warren and Costello were sentenced to hang for treason to Britain.

Naturalized Americans who propagandize for their former country can be denaturalized, according to a series of rulings by American courts in the cases of Germans and Nazis (*U.S. v. Kramer, 1919; Paul Krauer v. U.S., and Schurman v. U.S.*). Naturalization is revoked, because it is presumed that the person took the oath of full faith and allegiance with some reserve. "The criterion of original fraud must be subsequent conduct," the court ruled.

Under international law, if a law pertains to enemy aliens, sequestration of foreign-owned property, war damages, or almost any other aspect of law, it applies to *all* people who hold that nationality, even if they also have another.

A country can determine who its enemies are. Hence, it was perfectly legal under U.S. and international law for Japanese who may have been dual nationals (as well as Japanese-Americans who had only U.S. citizenship) to be placed in camps during World War II. The decision to treat people as enemy aliens if they hold the second nationality of an enemy country has been tested and retested in both international and domestic courts and upheld. In Romania, you

*Chapter 4*  
*The Disadvantages Of Dual Nationality*

35

can be considered a German by right of birth and therefore subject to restrictions on trading with the enemy — even if you have succeeded to the Albanian throne, as was proven by Princess Sophia of Albania.



## Chapter 5

# Expatriation

**J**ust as you can gain nationality by various means, you also can lose it by many means. Most of us are concerned with U.S. nationality in particular. International lawyers agree that it is more difficult to retain U.S. citizenship if it was acquired by naturalization or by birth to U.S. parents in a foreign country than if it was acquired by birth in the United States. Naturalized persons are most vulnerable to losing their U.S. citizenship; foreign-born Americans by birth are slightly less vulnerable; and native-born Americans are almost untouchable. Dual nationals are always in greater danger of losing their American nationality.

You can lose your U.S. citizenship by specific legislated expatriating acts. *In some instances*, taking up a foreign nationality is an expatriating act for Americans.

## How To Legally Obtain A Second Citizenship And Passport — And Why You Want To

38

### Arbitrary Expatriation and International Law

In 1948, the Universal Declaration of Human Rights of the United Nations addressed the question of expatriation, but the declaration was not legally binding on U.N. member countries. Article 15 read, "No one shall be arbitrarily deprived of his nationality nor denied the right to change his nationality." ("His" under international law includes "her.")

Under national and international law, human rights notions have influenced rulings (although they are not formalized by treaty). One is that people may not be deprived of nationality by governments against their will. The language is incorporated in Article 15 of the U.N. Declaration on Human Rights. It has strongly influenced U.S. case law.

### What is Expatriating?

Exercise of one nationality without renunciation of the other under international law does not amount to the renunciation of the other. U.S. law has followed this notion. *Mandoli v. Acheson* established in 1952 the legal principle that you cannot be expatriated by residence in the country of your dual or third nationality.

Under international law, you cannot be deprived of one nationality because of something imposed on you by the other you hold. And thanks to case law, being drafted cannot be expatriating for Americans — or Britishers or Canadians.

A principle of international law, based on the notion of comity (or good manners), says that a person who has two nationalities may not sue the country of one of his nationalities

as if he were a citizen of the other. He must act in the same way as any other citizen of that country would be required to.

This was made a firm pillar of international jurisprudence by the U.S.-Egyptian Arbitral Tribunal in the Salem Case of 1932. "If two powers are both entitled by International Law to treat a person as their national, neither can raise a claim against the other in the name of such person."

This translates into a corollary, which basically says that if you (as a dual national) are sued in U.S. courts, you cannot defend yourself on the basis of having another nationality.

Problems arise because the country of origin refuses to recognize the legitimacy of the act of naturalization by a foreign power — and makes demands — most notably the draft. In the 1920s, France refused to give visas to French-born American nationals, claiming that they were still French citizens. Greece took away the American passports of Greek-born Americans and gave them Greek ones instead for their return journeys. This trend was followed by Yugoslavia and Turkey, which both decided to do the same.

The Soviet Union kept Aaron Gurvich and his wife Vera from leaving the country, even though they had been born in the United States and were U.S. citizens. It was only in 1935 that they were allowed to leave the Soviet Union (with no change in principle, but as a gesture of goodwill), thanks to the personal battle of then U.S. Ambassador George Kennan.

### **Naturalization By a Foreign Power**

Even naturalization by a foreign power does not expatriate an American under certain circumstances, such as duress. An example is being an American woman in France who was married to a Frenchman and unable to flee France because of pregnancy when the Germans occupied the country. The lady in



## How To Legally Obtain A Second Citizenship And Passport — And Why You Want To

40

question took out a French nationality certificate to avoid a concentration camp. She successfully sued to be deemed not to have expatriated herself of her U.S. nationality (*Doreau v. Marshall*). Once again, the courts have ruled against restrictive interpretation of the expatriation rules.

In effect, you cannot be expatriated even if you want to be — as long as you have not performed a specific expatriating act under U.S. law (and even if you have, if you are prepared to sue and you have a good lawyer). U.S. rulings are continually whittling down the number of acts that are considered expatriating. The same thing is taking place in other countries as well, thanks to a greater respect for civil liberties worldwide.

### Naturalization and Expatriation

The United States and Britain remained aloof from the trend toward adopting the Napoleonic Code and getting into the business of defining nationality, to their detriment. They left it to *jus soli* — which meant that they were unsure what to do with immigrants.

It took the great English jurist Coke many chapters to argue that people born in Scotland after the Act of Union between England and Scotland (the ascension of James I/VI) would have standing in a court of law in England, and vice versa. It was only in 1707 that a Scot was defined as a non-alien in England. This is a sign of the narrow localism of the Anglo-Saxon Common Law, from which American nationality law stems.

Immigrants were granted U.S. nationality as far as the colonies were concerned, and as far as the United States was concerned after 1790, but Britain continued to treat all those who emigrated from Britain as if they remained British citizens. This led to the last war between the two English-speaking

countries, the War of 1812, whose *casus belli* was the "impressment" by the British Navy of American sailors. Because Britain did not recognize their naturalization as Americans, they were still subject to the British naval draft. It was not possible in British eyes to renounce British nationality, or, to quote the judges, "*nemo potest exuere patriam.*"

It is worth noting that the United States, despite having fought the War of 1812 and including naturalization as a principle in the Constitution, agreed with this principle. Until 1868, it was impossible under U.S. law to renounce U.S. nationality either.

### **Expatriating Acts for Americans**

You can no longer lose your U.S. citizenship for moving back to your country of origin. You can no longer lose it for marrying a Hindu or a Chinese. You can no longer lose it for becoming a Communist or a Nazi after your naturalization; although you still can lose it if you were a Communist or a Nazi and swore a false oath of loyalty to the U.S. Constitution at the moment of your naturalization, and this is not considered a violation of the Bill of Rights.

You probably will have difficulty getting American citizenship if you are an adult foreigner guilty of "moral turpitude" (the words of the law) or who otherwise is unappealing to the U.S. government: because of a criminal record, because of Communist Party membership, because you can be accused of being a terrorist, because of sexual orientation (including practicing prostitution or homosexuality), or because of ill health. Some of these restrictions are being tested in the courts.

But you cannot lose your U.S. citizenship once acquired because of a subsequent change in your sexual orientation or

## How To Legally Obtain A Second Citizenship And Passport — And Why You Want To

42

health, or because you become a criminal in America. (Although, in the 1950s, naturalized Americans who had joined the Communist Party were stripped of their nationality and deported.) You can lose your American citizenship by naturalization if you lied about one of these conditions on the application, because then the naturalization is deemed to have been procured by fraud. This is the basis on which the U.S. revokes citizenship and deports those accused of being Nazi war criminals decades after they obtained American citizenship.

You cannot lose U.S. citizenship, however acquired, if you are given nationality by a foreign country through no fault of your own, or if you are drafted by a foreign country. You can only lose it if a foreign country gives you its citizenship upon your own naturalization. However, such expatriation via naturalization specifically excludes actions such as pointing out to the foreign government circumstances that automatically grant you the right to that nationality. Sending the government a copy of your grandmother's birth certificate is not an expatriating act. In fact, despite the way immigration lawyers explain the situation, it is difficult today to lose your U.S. citizenship. (Although any naturalized American, as opposed to a citizen by birth, should be much more cautious.)

Any act performed under duress (including being drafted by a foreign country) is not expatriating.

Expatriating acts today include: naturalization in a foreign state upon your own application *with the intent to lose U.S. citizenship*; taking an oath of allegiance or the equivalent to a foreign country *with the intent to lose U.S. citizenship*; unauthorized service in foreign armed forces; or making a formal renunciation in the form suggested by the Department of State.

The Supreme Court (in the matter of Harrison) ruled that foreign military service cannot be held against an immigrant in

the course of filling the five years' residence requirement — so you can be considered a U.S. resident while serving in a foreign army against your will for as long as 3¼ years. A series of cases involving American-Jewish men, who went to Israel, were granted Israeli nationality, and drafted, has essentially removed the penalty of loss of nationality for those drafted abroad. If you plan to serve in a foreign army, you should write a declaration to the U.S. Embassy in that country stating that you do not wish this to be treated as an expatriating act. While such a letter by itself has no legal standing, it can be an element of proof should you have to prove that you did not intend to relinquish U.S. citizenship.

There also have been cases, for example, of Franco-American dual nationals who chose to attend the Ecole Polytechnique, an elite French engineering school whose graduates are required to serve as military officers to pay for their free tuition and room and board, who made such a declaration and were not deemed to have lost their U.S. nationality. You should seek legal advice before undertaking this kind of act.

### **British Expatriates**

The situation in Britain, however, is very different; becoming a tax exile is common, and many pop stars of disc and screen maintain foreign domiciles to avoid British income taxes entirely. They do not have to give up British nationality. In Britain, as in most of the world, you are not required to pay taxes to your country of citizenship, but only to your country of residence. Apart from the United States, the only country that taxes its citizens wherever they may live is the Philippines, because the U.S. Internal Revenue Code became the tax law of the Philippines in 1946 when they became independent from the United States.

## How To Legally Obtain A Second Citizenship And Passport — And Why You Want To

44

In 1870, which was rather a long time after the War of 1812 but only two years after the United States abandoned the notion of *nemo potest exuere patriam*, Britain finally yielded and allowed people who were becoming naturalized British citizens to renounce their former nationalities. But it was not required. It still is not required.

Britain instituted a system of almost pure *jus soli*. And then with the enactment of laws in 1911, 1914, 1915, and 1922, the country went completely the other way, adopting a system of *jus sanguinis*. The initial reason, ironically, given the Falklands War, was to allow the huge British colony in Argentina to continue to owe tribute to His Majesty.

In 1911, the British nationality law heralded the concept of Empire with the Imperial Conference, covering the white Commonwealth countries (Britain, Canada, Australia, New Zealand, and initially Newfoundland and South Africa). These lands recognized each other's right to interchange nationality. The key word was that you had to be born within His Majesty's allegiance to a father who also had been born within that allegiance. In other words, you had to have essentially British genes. The Empire then proved its loyalty by sending many volunteers to England during the 1914-1918 war.

However, most of the territories of His Majesty's allegiance have grown up a bit since 1911 and in the 1930s specifically ruled out commonwealth reciprocity. Some Commonwealth countries, such as Britain, Australia, Jamaica, and Belize, still do not require that you renounce your former nationality upon acquiring theirs.

Under the British law passed in 1922, offspring of a British parent (originally a British father, but changed in 1948 to include mothers as well) are British even if they have a second nationality, *of one of His Majesty's dominions*. (It is this last phrase that leaves out most Americans of British ancestry.) As a

result, many Australians, South Africans, and New Zealanders also have British nationality. A more general result of this tradition is that accepting a foreign nationality is not an expatriating act in Britain.

The trouble is that most Americans of British stock cannot benefit from the 1922 law, because their ancestors some generations back renounced British nationality upon becoming American, and the intervening generations failed to register with the British Embassy the birth of children born after 1915. Anyone whose British male ancestor became American after 1906, you will recall, is descended from a Briton who had had to expatriate himself when he became American. Ditto for someone whose ex-British female ancestor became American after 1922. However, if you have a British parent who did not become an American citizen, you may find that you can apply for British nationality.

A large number of British war-brides kept their British nationality or have a right to reassume it today. The offspring of the baby-boom generation whose mothers were or are British can apply for British citizenship and passports all these years later, and have a good chance of getting them. If your mother or grandmother was a war-bride, you have a relatively short genealogy to prove.

Recently, the right to be British was retroactively taken away from some who had held it previously, notably Chinese from Hong Kong and people of Indian background from East Africa. The fact that their fathers and/or mothers had been born within His Majesty's allegiance ceased to be the determining factor, because they were the wrong color. (Remember the old U.S. laws against Asians before you become too righteous about this.) Under the racially-inspired changes in British laws, a special class of passports for subjects of the Queen was invented that does not give you the right to live and work in

## **How To Legally Obtain A Second Citizenship And Passport — And Why You Want To**

46

Britain or to transmit nationality to your children. Such passports are the only ones given to people born outside the United Kingdom in territories that became British by annexation. That was the legal dodge.

Another restriction denied the right to acquire British nationality to persons born wholly outside British lands to parents who were not British — if either their fathers or mothers were also naturalized outside the United Kingdom or not British at all. Intended to trap members of other races, it also occasionally harms naturalized white Britons. If your war-bride parent or grandmother married a black or Asian American, be prepared to face uncooperative British consuls.

The British have now created five classes of citizenship. All are entitled to British-type passports, but only the first class is permitted to live and work in Britain. Members of the first category are called “British citizens;” the lesser classes are “British dependent territories citizens,” “British overseas citizens,” “British subjects,” and “British protected persons.” What makes it all more confusing is that until the latest Nationality Act, all Britishers legally were called “British subjects.”

### **Expatriates of Other Nationalities**

Some countries, notably Japan and China, in theory impose loss of their nationalities of origin on all those who become citizens, not only by naturalization, but also by birth. In practice, anyone born in Japan can become Japanese only if he is without another nationality. The Japanese have managed to avoid giving Japanese nationality to Koreans born in Japan — even those born to Korean parents who can claim many generations of residence in Japan.

Here's how they do it. Japanese nationality is given to any child born in Japan to a Japanese mother if the child's father is unknown; it is also given to a child born in Japan to a Japanese mother if the father has no nationality. A child born in Japan whose parents are unknown and who would have no other nationality also automatically becomes Japanese. A child of a Japanese father becomes Japanese at birth wherever it is born. Thus the only way for a pure Korean child born in Japan to be granted Japanese nationality would be if it were an abandoned foundling.

✓ The United States insists that any naturalized citizen give up any prior nationality. The idea that you have to give up your former nationality to adopt a new one was also adopted by France, Italy, Mexico, Spain, and Portugal, but they are less stringent about imposing the restriction than the United States. As already noted, Britain specifically does not make this requirement; nor do most former British territories. In practice, the situation is much more lax even in the south of Europe than the law would lead you to believe.

Italy gives its nationality to a child born on its soil on condition it lives in Italy, even if its parents are both not Italian; the result is to create infant dual nationals. Italy also gives citizenship to the spouse of an Italian after six months if the couple lives in Italy or after three years if the couple lives abroad, a rule that can be particularly useful for Italian-American families and those marrying into them.

Spain and Portugal legally give instant citizenship to a child born on their territory, who of course may have another nationality or two because of its parents. Marrying a Spaniard gets you a passport with a one-year wait; marrying a Portuguese gets you an immediate passport. None of these countries will check with the authorities of other countries to see if any also have granted citizenship to the same spouse or child. The



## How To Legally Obtain A Second Citizenship And Passport — And Why You Want To

48

reason is that authorities in these countries refuse to operate in any language but their own. So they cannot possibly write letters or telexes to the authorities in the United States (whose mastery of foreign languages is similarly great) describing the issue of a passport to Niño Smith or Sposa Menotti or John Philip Sousa.

If you know anything at all about France, you will realize that the same linguistic barrier protects you there, too.

French nationality can be adopted by people who have another nationality. The most common case involves the offspring of immigrants to France from countries such as Algeria and Portugal; they are allowed to serve in one army (all three countries have the draft) while maintaining their nationality in the other.

In practice, the French allow you to become French and keep a foreign nationality when you marry a French citizen and stay with him or her for at least six months. In practice (although not by law), the French grant French nationality to children of mixed marriages in which one parent is French. They also grant nationality to any baby born in France. Again, this is not a law, it is a practice. The point is that, by law, being born in France does not give you a French passport. But in practice it does. Just as, by law, being born in Britain does not give you a British passport. But in practice it does. And no one asks your baby to give up any prior nationality.

The countries that legally give nationality to any baby born on their territory (with the exceptions, at least in theory, of diplomatic infants and those born to occupying forces) include: the United States, Argentina, Australia, Austria, Barbados, Belize, Bolivia, Brazil, Canada, Chile, Costa Rica, the Dominican Republic, Ecuador, Greece, Honduras, Ireland, Israel, Italy (with a residence requirement), Jamaica, Lebanon, Malta, Mauritius, Mexico, New Zealand, Panama, Paraguay, Portugal,

*Chapter 5*  
*Expatriation*

49

Spain, St. Kitts, Thailand, Trinidad, Turkey, Uruguay, and Venezuela.

It is interesting to note that Mexico and Britain consider their ships and airplanes to be national territory and issue birth certificates that can be converted to passports to babies of whatever nationality born on their vessels (including airplanes).



## Chapter 6

# Dual Nationality Under U.S. Law

**T**he Supreme Court of the United States has stated that dual nationality is “a status long recognized in the law” and that “a person may have and exercise rights of nationality in two countries and be subject to the responsibilities of both. The mere fact that he asserts the rights of one citizenship does not without more mean that he renounces the other,” *Kawakita v. U.S.*, 343 U.S. 717 (1952).

Dual nationality results from the fact that there is no uniform rule of international law relating to the acquisition of nationality. Each country has its own laws on the subject, and its nationality is conferred upon individuals on the basis of its own domestic policy. Individuals may have dual nationality not by choice but by automatic operation of these different and sometimes conflicting laws.

The laws of the United States, no less than those of other countries, contribute to the situation because they provide for acquisition of U.S. citizenship by birth in the United States and

## How To Legally Obtain A Second Citizenship And Passport — And Why You Want To

52

also by birth abroad to an American, regardless of the other nationalities which a person might acquire at birth. For example, a child born abroad to U.S. citizens may acquire at birth not only American citizenship but also the nationality of the country in which it was born. Similarly, a child born in the United States to foreigners may acquire at birth both U.S. citizenship and a foreign nationality.

The laws of some countries provide for automatic acquisition of citizenship after birth, for example, by marriage. In addition, some countries do not recognize naturalization in a foreign state as grounds for loss of citizenship. A person from one of those countries who is naturalized in the United States keeps the nationality of the country of origin despite the fact that one of the requirements for U.S. naturalization is a renunciation of other nationalities.

The current nationality laws of the United States do not specifically refer to dual nationality.

The automatic acquisition or retention of a foreign nationality does not affect U.S. citizenship; however, the acquisition of a foreign nationality upon one's own application or the application of a duly authorized agent may cause loss of U.S. citizenship under Section 349(a)(1) of the Immigration and Nationality Act [8 U.S.C. 1481(a)(1)].

In order for loss of nationality to occur under Section 349(a)(1), it must be established that the naturalization was obtained voluntarily by a person 18 years of age or older with the intention of relinquishing U.S. citizenship. Such an intention may be shown by the person's statements or conduct, *Vance v. Terrazas*, 444 U.S. 252 (1980). If the U.S. government is unable to prove that the person had such an intention when applying for and obtaining the foreign citizenship, the person will have both nationalities.

United States law does not contain any provisions requiring U.S. citizens who are born with dual nationality to choose one nationality or the other when they become adults. It is a popular misconception that the law requires such a choice to be made.

Section 215 of the Immigration and Nationality Act (8 U.S.C. 1185) requires U.S. citizens to use U.S. passports when entering or leaving the United States unless one of the exceptions listed in Section 53.2 of Title 22 of the Code of Federal Regulations applies. Dual nationals may be required by the other country of which they are citizens to enter and leave that country using its passport, but they do not endanger their U.S. citizenship by complying with such a requirement.

Most (but not all) countries have laws which specify how a citizen may lose or divest citizenship. Generally, persons who do not wish to maintain dual nationality may renounce the citizenship which they do not want. Americans may renounce their U.S. citizenship abroad pursuant to Section 349(a)(5) of the Immigration and Nationality Act [(8 U.S.C. 1481(a)(5)].



## **Chapter 7 Formal Renunciation Of U.S. Citizenship**

**U**nited States citizens have the right to remain citizens until they intend to give up citizenship. It is also the right of every citizen to relinquish United States citizenship. Section 349(a) of the Immigration and Nationality Act (8 U.S.C. 1481) states:

a person who is a national of the United States whether by birth or naturalization, shall lose his nationality by voluntarily performing any of the following acts with the intention of relinquishing United States nationality:...

(5) making a formal renunciation of nationality before a diplomatic or consular officer of the United States in a foreign state, in such form as may be prescribed by the Secretary of State; or

(6) making in the United States a formal written renunciation of nationality in such form as may be prescribed by, and before such officer as may be designated by, the Attorney General, whenever the United States shall be in a state of war and the Attorney General shall approve such renunciation as not contrary to the interests of national defense...



## **How To Legally Obtain A Second Citizenship And Passport — And Why You Want To**

56

Renunciation is the most unequivocal way in which a person can manifest an intention to relinquish U.S. citizenship. In order for a renunciation under Section 349(a)(5) to be effective, all of the conditions of the statute must be met. In other words, a person wishing to renounce American citizenship must appear in person and sign an oath of renunciation before a U.S. consular or diplomatic officer abroad, generally at an American Embassy or Consulate. Renunciations which are not in the form prescribed by the Secretary of State have no legal effect. Because of the way in which Section 349(a)(5) is written and interpreted, Americans cannot effectively renounce their citizenship by mail, through an agent, or while in the United States.

Section 349(a)(6) provides for renunciation of United States citizenship under certain circumstances in the United States when the United States is in a state of war.

Once a renunciation is done before an American diplomatic or consular officer abroad, all documents are referred to the Department of State. The Director of the Office of Overseas Citizens Services reviews them to ensure all the criteria under the act have been met. It is not true that the renunciation can be refused on a discretionary basis — the right to renounce is absolute.

Parents cannot renounce United States citizenship on behalf of their children. Before an oath of renunciation will be administered under Section 349(a)(5), persons under the age of 18 must convince a U.S. diplomatic or consular officer that they fully understand the nature and consequences of the oath of renunciation and are voluntarily seeking to renounce their citizenship. United States common law establishes an arbitrary limit of age 14 under which a child's understanding must be established by substantial evidence.

Under Section 351(b) of the Immigration and Nationality Act [8 U.S.C. 1483(b)], a person who renounced U.S. citizenship before the age of 18 years and “who within six months after attaining the age of eighteen years asserts his claim to United States nationality in such manner as the Secretary of State shall by regulation prescribe, shall not be deemed to have expatriated himself...” The relevant regulation is Section 50.20(b) of Title 22 of the Code of Federal Regulations which requires that the person take an oath of allegiance to the United States before a diplomatic or consular officer in order to retain U.S. citizenship.

Persons who contemplate renunciation of U.S. nationality should be aware that, unless they already possess a foreign nationality or are assured of acquiring another nationality shortly after completing their renunciation, severe hardship could result. In the absence of a second nationality, those individuals would become stateless. As stateless persons, they would not be entitled to the protection of any government. They might also find it difficult or impossible to travel, as they would probably not be entitled to a passport from any country. Further, a person who has renounced U.S. nationality will be required to apply for a visa to travel to the United States, just as other aliens do. If found ineligible for a visa, a renunciant could be permanently barred from the United States. Renunciation of American citizenship does not necessarily prevent a former citizen’s deportation from a foreign country to the United States.

Persons considering renunciation should also be aware that the fact that they have renounced U.S. nationality may have no effect whatsoever on their U.S. tax or military service obligations. Nor will it allow them to escape possible prosecution for crimes which they may have committed in the

## **How To Legally Obtain A Second Citizenship And Passport — And Why You Want To**

58

United States, or repayment of financial obligations previously incurred in the United States.

Finally, those contemplating a renunciation of U.S. citizenship should understand that renunciation is irrevocable, except as provided in Section 351 of the Immigration and Nationality Act, and cannot be canceled or set aside without successful administrative or judicial appeal (which is wildly unlikely).

## Chapter 8

# American Tax Exiles

### **The \$70,000 — and More — Offshore Loophole for U.S. Citizens**

**I**f you're a typical cash-poor American, you could increase your standard of living dramatically if you could avoid throwing away 40% or more of your income on taxes each year. Thousands of Americans are doing that right now, and many more can. It's one of the clearest provisions in the tax code.

The loophole is known as the foreign-earned-income-exclusion. It allows for U.S. citizens who live and work outside the U.S. to exclude from gross income up to \$70,000 of foreign-earned income. In addition, an employer-provided housing allowance can be excluded from income. There are other tax breaks available: Each member of a married couple working overseas, for example, can exclude salary of up to \$70,000. That's a total of \$140,000, *plus* housing allowances.

## How To Legally Obtain A Second Citizenship And Passport — And Why You Want To

60

It is important to note that this is not a deduction, credit, or deferral. *It is an outright exclusion of the income from gross income.*

Naturally, to get these benefits you have to meet certain requirements:

- You must establish a tax home in a foreign country.
- You must pass either the “foreign-residence test” or the “physical-presence test.”
- You must have earned income.

In the IRS view of the world, your tax home is the location of your regular or principal place of business. That is, the tax home is where you work, not where you live.

But the definition goes further for the foreign-earned-income exclusion. This is a trap that catches many Americans overseas who think they are earning tax free income. If you work overseas and maintain a place of residence in the United States, your tax home is not outside the U.S. In other words, to qualify for the foreign-earned-income exclusion you have to establish both your principal place of business and your residence outside the United States.

This trap catches a number of construction and oil workers. These workers generally work on a construction site or oil platform for three to six months. They get a few weeks or months off. Many of them make the mistake of leaving their family and personal possessions at their U.S. home and visiting this home during their vacations. They can't use the offshore loophole because they never establish a tax home outside the United States. They maintained a place of residence in the United States. *You need to sell or rent your U.S. home and establish a primary residence outside the United States.*

After establishing your tax home, you must pass one of two additional tests.

## **Counting the Days**

The more straightforward test is the physical presence test. To pass the test, you must be outside of the United States for 330 days out of any 12 consecutive months. The days, of course, do not have to be consecutive. That sounds very simple, but there are a number of smaller rules that can complicate it. Few people begin their foreign assignments on January 1st and end them on December 31st. Thus for most people, the first and last 12 months of their overseas stay will occupy two tax years. This requires them to prorate their income and the \$70,000 exclusion for those tax years.

In addition, to count a day as one spent outside of the United States, you must be out of the United States for the entire day. There are exceptions for traveling days and days spent flying over the United States if the flight did not originate there. The IRS has a number of rules on counting days.

If you are going to travel back and forth between the United States and foreign countries and if you want to try to pass this test, you'll have to learn the rules and count days very carefully.

The subjective test, known as the foreign-residence test, is probably easier for most taxpayers to pass. You must establish yourself as a bona fide resident of a foreign country or countries for an uninterrupted period that includes an entire taxable year, and you must intend to stay there indefinitely. If you do not pass this test, you are considered by the IRS a transient, or sojourner, instead of a foreign resident, and will not qualify as a foreign resident.

According to the tax law, your residence is a state of mind. It is where you intend to be domiciled indefinitely. To determine your state of mind, the IRS looks at the degree of your attachment to the country in question. A number of

## How To Legally Obtain A Second Citizenship And Passport — And Why You Want To

62

factors, none of them decisive or significantly more important than the others, are examined. The bottom line is that you establish yourself as a member of a foreign community. Certainly having dual nationality and residing in your other country of citizenship is an extremely helpful factor in establishing this proof of residence for the IRS.

### Which Income to Exclude

Once you have qualified for the offshore loophole, you must identify the kind of income that qualifies. *Not all income qualifies for the exclusion — only foreign-earned income.*

Foreign-earned income is income paid for services you have performed in a foreign country. This includes salaries, professional fees, tips, and similar compensation. Interest, dividends, and capital gains do not qualify.

Self-employed people must adhere to some additional rules. Professionals who do not make material use of capital in performing their services can qualify all of their net income for the loophole. But when both personal services and capital are used to generate income, no more than 30% of net profits will be considered eligible for the exclusion. Note that for self-employed individuals and for partners, the *net income* is the amount that is applied toward the exclusion limit, not the gross income.

The \$70,000 limit on the offshore loophole applies to individual taxpayers. So if you are married, you and your spouse potentially can exclude up to \$140,000 of foreign-earned income. But you cannot share each other's limit. For example, if one of you earns \$80,000 and the other earns \$30,000, you exclude only \$100,000 on the return (\$70,000 plus \$30,000).

## Don't Close the Loophole

Too many U.S. expatriates inadvertently close the offshore loophole. There are several ways of doing this.

One way is not to realize that the provision has requirements that must be met. Many Americans assume that since they are living overseas, everything they do is free from U.S. tax. That's not so. It is well worth your while to discuss the matter with a tax attorney or accountant who understands the offshore loophole. Go over your situation and your plans in detail *before* leaving the United States. That way, you'll be sure to qualify for, and make maximum use of, this loophole.

Another way people close this loophole is by not filing tax returns. To get the exemption, *you must file a tax return and claim the exemption on Form 2555*. The IRS has had success in recent years contending that anyone who does not file the return loses the loophole, even if he meets all the requirements. Be sure you file the return and properly claim the loophole. The loophole exempts your foreign-earned income from tax, but it does not exempt you from the filing requirement.

Recent tax laws, plus some heavy criticism from the General Accounting Office, have caused the IRS to increase its monitoring of U.S. citizens overseas. The IRS now reviews passport applications and renewals to ensure that you not receive or renew a passport unless your tax returns are filed and paid up. The IRS is also looking for expatriate Americans and informing them of their tax obligations. It is estimated that about two-thirds of expatriate Americans are not filing any U.S. tax returns, and the IRS aims to change that. Be sure to file your tax returns.



## How To Legally Obtain A Second Citizenship And Passport — And Why You Want To

64

### **Taxes and Renunciation of U.S. Citizenship**

Once your citizenship is renounced, you are subject to the same tax rules as a foreigner, or alien. If you are a non-resident alien, which means you are not in the United States for more than 183 days during the year, you are taxed in the United States only on income from U.S. sources. This includes rents, royalties, interest, dividends, and capital gains from U.S. real property; interest dispositions, salaries, and self-employment income earned in the United States, and other items. If you reside in a country that has a tax treaty with the United States, the withholding taxes on the U.S.-source investment income could be 20% or less.

If you reside in the United States for more than 183 days (six months) during the year, you are considered a resident alien. This means that you are taxed in the United States on your worldwide income, just as citizens are, though you renounce your citizenship. So there is no tax advantage to renouncing citizenship, unless you plan to permanently move your residence outside the United States.

But the tax code gives the United States the right to continue taxing your U.S.-source income for 10 years if the IRS decides that one of the principal aims of the renunciation is the avoidance of U.S. taxes. The IRS is likely to exercise this right when you sell U.S. assets and reap large capital gains. Beyond this, it is not clear why the IRS chooses to ignore or to scrutinize the renunciation of citizenship, nor is it clear how its review process works.

One of the best sources of information on this topic is *The Tax Exile Report* by the American lawyer and tax expert, Marshall J. Langer. His book discusses the laws — including residence, domicile, and citizenship — for tax exiles from many

countries, including the U.S., Britain, France, Canada, Germany, and the Nordic countries. *The Tax Exile Report* is published by Scope International Ltd. (Forestsides House, Forestside, Rowlands Castle, Hants., PO9 6EE, Great Britain), who will send a free catalog on request.

### **Acquiring a Second Nationality as Part of Asset Protection Planning**

One of the unhappy facts of financial life in our lawsuit-happy society is the increasing danger of being sued. And if you should have the misfortune to wind up on the receiving end of some courtroom debacle, it could easily cost you your life savings.

One of the best ways to protect yourself against such a calamity is to have professionals prepare an asset protection plan in advance of any problems.

Doing so is not expensive, and provides a great deal of assurance that you and your family will have the benefit of the money you have built up through years of work. Asset protection plans are a relatively new area of law, prepared by lawyers who specialize in protecting what you own instead of suing people.

Asset protection is different from traditional retirement or estate planning. It is the systematic and integrated protection of your family and business from risk. Most financial planning is intended to help you establish wealth so you can retire, and pass on as much of that wealth as possible to your family after death.

Asset protection plans include estate plans but are intended to also help you keep your wealth while you are living. They often involve legal structures such as family limited partnerships, children's trusts, exempt assets, offshore trust arrangements and living trusts.

## **How To Legally Obtain A Second Citizenship And Passport — And Why You Want To**

66

Asset protection offers you an advantage over other approaches to financial planning. For example, more lawsuits are being filed today than at any time in history. Statistics indicate that the average American faces a greater risk of being in court than in the hospital. Other situations include bankruptcy filings, taxation, insurance company failures or bank financing.

With an increasing number of government forfeitures of property and IRS seizures, in addition to civil lawsuits, asset protection strategies become an important part of advance planning.

Although many people become involved in asset protection strategies such as offshore trusts, family limited partnerships, and non-seizable foreign annuities, few concern themselves with adding personal protection to the package.

Yet, by having a second nationality in reserve, in truly desperate circumstances a person has the option to leave U.S. jurisdiction and renounce U.S. citizenship, an option that would not exist without having the other citizenship already in place.

Asset protection plans are fully legal. It is not something for people who might want to avoid the law or their other responsibilities. The law is clear as to what is permissible and what is not. Asset protection simply gives protection against unfair lawsuits and gives a level playing field to operate from.

The goal is to structure the plan so you never have to misrepresent yourself or worry about the legality of the plan.

The best way to do this is to seek the assistance of professionals, and there is now a firm that works with clients from all over the country. They can also work with your existing lawyers or accountants if you wish. As part of the overall planning and investment process, they can often arrange that some of the investments be made in jurisdictions that will confer a citizenship, thus providing an additional benefit while

also gaining protection of the assets. Because the planning process tends to document the credentials and credibility of the applicant, it is sometimes possible to obtain citizenship of a major country that would not ordinarily make citizenship available. For information on asset protection planning services write: Asset Protection Corporation, Suite 201A, 14418 Old Mill Road, Upper Marlboro, MD 20772.

### **The “Option Strategy” for Tax Planning**

Many publications talk about the value of offshore techniques to defer taxes. Creation of an offshore business will generally defer taxation until dividends are paid, allowing untaxed profits to compound in the foreign corporation. Purchase of an annuity from Switzerland allows deferral of the tax until payments from the annuity begin to be made.

But this is as far as most publications take the subject, and that is missing one of the great values of such investments. Tax-deferral creates an option to become tax-free in the future, a decision which may never be taken — but the option on the decision costs nothing. At any point in the future, if an American citizen decides to expatriate himself by renouncing his U.S. citizenship, the accumulated profits of the business or the annuity can be withdrawn totally tax-free. Tax-deferral automatically becomes tax avoidance once the U.S. citizenship is gone.

This “option strategy” also works for inheritance taxes. With proper tax planning, one can create a large estate, and if one renounces U.S. citizenship shortly before death, that entire estate can pass tax-free to one’s heirs. Thus a person is able to maintain and use their U.S. citizenship throughout their lifetime, and then take the option of renunciation of citizenship

## **How To Legally Obtain A Second Citizenship And Passport — And Why You Want To**

68

when citizenship is no longer relevant — perhaps when living in an overseas retirement haven.

## Chapter 9 Refugees

### Swedish Nationality for American Draft Evaders and Deserters

**M**any Americans who opposed the Vietnam War (including deserters) found their way to Sweden. The Swedes have a seven-year residence requirement, but they maintain only very slight elements of *jus sanguinis* in their legal system. So it is relatively easy if you live there to become a Swede. There is no explicit rule against dual nationality, but the neo-Swede theoretically must prove that he has the consent of his first nationality upon becoming Swedish; in practice, this was not an obstacle to American draft-evaders and deserters, who were perfectly willing to renounce their U.S. citizenship. Once you have become a Swede, however, you lose your citizenship if you apply for a foreign nationality — including re-applying for U.S. citizenship under the draft amnesty.

## **How To Legally Obtain A Second Citizenship And Passport — And Why You Want To**

70

Because of the rule stipulating that your prior nationality must agree to your becoming Swedish, it is difficult to acquire Swedish nationality by marrying a Swede.

### **Spanish Jews**

For reasons that remain obscure, Generalissimo Franco offered Spanish passports to Jews during World War II. The rationale was that their ancestors had been expelled from Spain unjustly in 1492 by the Inquisition, but individuals were not required to provide genealogical evidence. There are many theories why Franco, who gained power in Spain thanks to help from Hitler and Mussolini, deliberately undermined the Nazi policy of rounding up and deporting Jews. One theory is that Franco was of Jewish ancestry himself; another theory is that he wanted to be sure to survive the collapse of the Axis.

Today, Spanish nationality is not given wholesale. However, persons of Sephardic background can become Spanish with a shorter residence requirement (one year) than others (who must wait 10 years). Sephardic is the Hebrew term for Jews of Spanish descent who pronounce Hebrew according to their own rules, and who use certain distinctive melodies in their synagogues. It is helpful if you speak the language of the East European Sephardic, called Ladino, which is quite close to classic Spanish although it is written with Hebrew letters. Having a distinctly Spanish name also helps. The matter is handled on a case-by-case basis. Others of Spanish background, including South Americans, Filipinos, and Puerto Ricans, also can acquire Spanish nationality on an accelerated basis. Actually, Spain has dual nationality agreements with most Spanish-American countries. Citizens of these countries can gain entry into Spain without visas — for the moment. Because

of the arrival of members of Colombian drug cartels, Spain is under strong pressure from the EU to stop giving preference to persons from Latin America. But several years of such pressure have not changed the law, and Spain is very concerned with its traditional ties to Latin America.

Under Spanish law, acquiring Spanish nationality requires that you renounce any prior nationality; in practice, it does not.

### **Political Refugees in Other Countries**

Children born in Britain to German-Jewish refugees from Nazi Germany became British with full rights. Many of their fathers, however, were held on the Isle of Man for the duration of the war or until they signed up for the service, to separate the Jews from the Nazis (which was not always easy for the British to do, because they refused to listen to anybody with a German accent who sought to advise them). A few very prominent refugees who were so well-known to the British as to be beyond reproach were quietly able to avoid internment on the Isle of Man.

Children born outside Britain to refugees who subsequently became British are not fully British under the current Nationality Act, and they are therefore not automatically allowed to live and work in Britain. If they also have a right to German nationality, many of them are claiming it. This then allows them to use EU preference to avoid British obstacles. The irony here is evidently lost on the British.

Similarly, ethnic Chinese from the British colony of Hong Kong, which will be absorbed by Communist China in 1997, are desperate to obtain foreign nationality; Britain has indicated it will not allow them to live and work in Britain on the basis of their British dependency (Hong Kong) passports. About



## **How To Legally Obtain A Second Citizenship And Passport — And Why You Want To**

72

100,000 have been taken in by Macao, which belongs to Portugal. But Macao will be returned to China shortly after Hong Kong is returned. These Chinese can get Portuguese nationality in six years, and Portuguese travel documents even sooner. They then can travel freely within the EU and go to work in England. Again, the irony seems lost on the British.

Political refugees are issued papers more quickly and have an edge during the nationalization process in many countries, including Canada, Germany, Austria, Switzerland and Italy. But with recent widespread abuses by “economic” rather than “political” refugees, this is becoming more difficult. And almost impossible for an American, with no Vietnam war to be fleeing from.

### **Africa is Not for Afro-Americans**

Many Africans want to adopt another nationality for economic-political reasons. Within Africa, they are usually made unwelcome by neighboring states. Many work illegally across the border in relatively more prosperous countries, such as Nigeria, Senegal, and the Ivory Coast — but they are not allowed to acquire those nationalities. Persons of the approved religion (Moslem or Christian, depending on the country) or whose tribes straddle the frontier have an easier time changing African citizenship. American blacks are generally not welcomed by African authorities.


African refugees also tend to be made unwelcome even in countries where they have historic ties, such as Britain or France. The effect has been to create *de facto* racial tests in these countries. (The French consider persons from Martinique and Guadeloupe to be French citizens because those islands are legally part of France, just as Hawaii is part of the U.S.; a

---

dream of many French-speaking Haitians is to pass for French West Indians.)

The only example of total acceptance of African refugees is the Israeli airlift and naturalization (upon landing) of so-called Falashas, or Ethiopian Jews; it did not work for Moslems, Christians, or animists. And even in the case of the Falashas, it took a battle with the rabbinical authorities to get those people's Jewish religious affiliation recognized.

Africans, West Indians, and Afro-Americans who want second passports are probably better off looking into countries in this hemisphere. St. Kitts and Nevis, Jamaica, and Belize, amongst others, grant their citizenships without requiring renunciation of former nationality.



## **Chapter 10**

# **Stateless Papers And No Papers**

**O**ne of the pieces of bad advice that seems to float around the world of second passports is to become stateless and obtain stateless persons' travel documents. **DON'T DO IT.** A stateless person has no right to live and work anywhere, and despite international treaties on the issuance of stateless persons' travel documents, they are often not available at all.

### **Don't Buy a World Passport**

In 1948, an American Quaker idealist named Garry Davis renounced his U.S. nationality in favor of World Citizenship and drove governments to frenzy (in fact to the point of jailing him) by flashing his World Citizenship passport around Europe. Davis has created something now called the World Service Authority (WSA), which issues travel documents to anyone by mail.

## How To Legally Obtain A Second Citizenship And Passport — And Why You Want To

76

The WSA document is intended to serve as proof of identity without government involvement. The information on it regarding one's vital statistics, such as date of birth, must be sworn before a notary — thus, this is not a way to drink before you're of age.

The document is printed in the official U.N. languages (English, French, Spanish, Arabic, Russian, and Chinese, plus Esperanto). Although the official part of the document is printed in seven languages, the information about the person using the passport is written in the Roman alphabet.

In 1977, Davis tried to enter the United States with his World Citizenship passport and was stopped at the border. The INS said he needed a visa and refused to stamp one in his document. Davis sued and lost (*Davis v. U.S.*, Civ A. No. 79-1974).

Six countries allegedly formally and officially recognize the WSA travel document as sufficient for entry and departure from their countries: Burkina Fasso, Ecuador, Mauritius, Togo, Yemen, and Zambia. A written inquiry to the appropriate authorities in each of these countries asking them to confirm this information and indicate their visa requirements for World Passport holders elicited no responses. In practice, followers of the world citizenship movement in the past 34 years have managed to gain visas and entry into more than 100 countries. Lives have been saved with this official-looking document in countries where the visa authorities cannot read, or cannot read any of the languages of the document, or can read (for example) the Arabic (official) part of the passport and not the bit where the holder's name is given as Moses Cohen. But it should be clearly understood that these admissions and visa stamps would generally be considered mistakes by the countries concerned, not a recognition of the passport.

The World Passport is an intriguing document, but it can be very dangerous if you believe in it and suddenly find yourself in jail in some obnoxious country that decides you are a spy. And since you did not enter that country on a recognized national passport you *do not* have the right to call the consulate of the U.S. or whatever other country you are claiming citizenship of. You are stuck with your initial declaration — you can't suddenly say, "I'm American, please call my consulate." Legally it is no different than any self-printed passport.

If you have a sense of adventure, and don't particularly care whether you are ever heard from again or not, feel free to try it. Or if you do survive your incarceration and torture in some dismal jail, write and tell us about it for some future edition of this book.

If you want one just for fun, or to use in some safer way than as your travel document, contact the World Service Authority, 1012 14th St. N.W., Suite 1101, Washington, DC 20005; (202) 638-2662. A three-year travel document costs \$35, an eight-year one \$60. In case you were wondering, it is not tax-deductible.



## Chapter 11

# A Word About Extradition

**T**his book was written for those who have legitimate uses for a second nationality. In spite of this, some readers doubtless have in mind acquiring a second nationality with the thought of fleeing from some criminal warrant. Of course what is criminal is open to interpretation, as many refugees are “criminals” in the countries they fled from, but are granted political asylum by their destination country. Even Robert Vesco was granted political asylum by Cuba.

Although the United States has extradition treaties with most countries, actual extradition is rare. Governments cheat too. The United States Supreme Court has recently held that it is legal, under U.S. law, for United States agents to carry out kidnappings anywhere in the world. And a presidential executive order has specifically authorized U.S. agents to do this.

An extreme example was reported in *The New York Times Magazine* for Sunday, April 4, 1993. In this case U.S. agents not only kidnapped a woman from Venezuela, but arranged for



## How To Legally Obtain A Second Citizenship And Passport — And Why You Want To

80

Venezuelan authorities to destroy all records of her Venezuelan citizenship and passport — on the assumption that they were illegally acquired. (Whether or not they were is unknown.) Incidentally, the woman was sentenced to 32 years in federal prison for money laundering, so she won't be challenging the Venezuelan authorities for some time.

Much more common than an actual kidnapping is to simply prevail upon the government concerned to deport the person as an undesirable alien. Unless the person is always in their country of second citizenship, almost any government will cooperate in such a request rather than get its court system involved in a long and expensive extradition case over a visiting alien. This can happen even in the country of the second citizenship in two ways. The first is that if the person enters his second country of citizenship on his first country passport, then for that visit he is usually treated solely as a citizen of the first country — after all, that was his claim at the time of entry. The second is that a powerful government, such as the U.S., may prevail on the second citizenship country to cancel the citizenship. This can be done particularly easily if it is a bought citizenship and a case can be made that it was bought with criminal proceeds.

Revoking a citizenship by marriage is harder, although theoretically it might be possible if the government that granted the citizenship were to claim that the marriage was a sham for the purpose of acquiring citizenship.

Least likely to be revoked is a citizenship acquired by inheritance, as in most countries this is a fundamental right that is irrevocable.

The one exception to the ease of extradition is that many countries prohibit the extradition of their own citizens, either by statute or by a clause in the constitution. Of course such a

clause does nothing to protect one against kidnapping, as happened recently with a U.S. government kidnapping of a Honduran national. The Honduras constitution prohibits extradition of its citizens. Whether U.S. agents would be as likely to try a kidnapping in Copenhagen or Paris is — so far — an untested question.

The concept of extraditing a citizen is most common in the Anglo-American legal system. At one time a warrant issued in a Commonwealth country was valid anywhere in the Commonwealth, on the theory that it was all one legal system under Her Majesty The Queen. Although most Commonwealth countries today do have an extradition procedure, it is still often the same as the token extradition that exists between states of the U.S. So the concept of easy extradition of its own citizens eventually worked its way into the legal systems of most countries that inherited the British legal system — the U.S., Canada, Australia, etc.

Under Brazilian law, Ronald Biggs, one of the perpetrators of Britain's great train robbery, was able to escape extradition by the simple (and probably pleasant) tactic of fathering a baby born in Brazil. Publicity over the event has led to some misconceptions about the ease of acquiring Brazilian nationality. Brazilian citizenship is fairly difficult to obtain. Biggs was able to take advantage of a clause in the Brazilian constitution which prohibits the extradition or deportation of the father of a Brazilian-born child while he is supporting that child. But it does not grant citizenship under that clause, and the protection ends when the child turns 18 and is presumably no longer being supported by the father.

For those who remember various Wall Street scandals of the '50s ending in the crook fleeing to Brazil, bear in mind that Brazil now has an extradition treaty with the U.S.

## **How To Legally Obtain A Second Citizenship And Passport — And Why You Want To**

82

Most of the civil law countries of Europe prohibit the extradition of their own citizens — France, Germany, the Netherlands, Switzerland, and Denmark are all examples. The Germans interpret this clause of their constitution so strictly that when a German criminal serving a prison sentence in Italy escaped and returned to Germany, Germany refused to extradite him.

In theory political offenses are not extraditable, but what is political can be hard to define. Tax offenses are also generally not extraditable, but fraud is, so a government wishing to pursue a tax case may convert it to a case of tax fraud.

## **Chapter 12**

# **Of Passports And Nationality — Some Practical Reminders**

**A**s a U.S. citizen with a second nationality, you must observe the U.S. law on passports. U.S. law **DOES NOT PROHIBIT** dual nationality. You are not allowed to use your foreign passport to enter or leave the United States. An American cannot have a U.S. visa in his foreign passport. Similarly, if you have a foreign passport, you usually must use it to enter or leave that foreign country, but laws on this vary widely from country to country.

Prudence dictates that you should never tell an official at the border of any country that you have more than one passport — particularly not a customs officer or border guard. Your position may be perfectly legal, but such complexities are generally beyond the understanding of the low level civil servants who man the border posts. Once your passport has been seized, even if the law is on your side, you will have to spend time, legal fees, and agony getting it back.

Complying with the rules of both countries whose passports you hold can get tricky. For instance, if you are a U.S.-Brazilian

## **How To Legally Obtain A Second Citizenship And Passport — And Why You Want To**

84

dual national flying from Rio de Janeiro to New York, show your U.S. passport when getting a boarding pass at the airline counter, because your Brazilian passport does not have a U.S. visa. (No airline will fly you to the United States if it is afraid you will be stopped at the border and the airline will have to fly you back at their expense.) Then show your Brazilian passport to Brazilian exit control as you leave Brazil, because your U.S. passport does not have a Brazilian visa. On your flight, put away the Brazilian passport and get ready to show the U.S. one.

### **Protecting Your Passport**

You should never give a passport to a foreign official asking you for proof of identity in relationship to something other than admission to his country. For example, if you are asked to provide proof of your identity for a traffic or parking offense abroad, hold the passport firmly in your hand while the cop writes down the information on it. If you let him take the document, he may refuse to give it up unless you appear in court and plead — perhaps many days or weeks later. The Embassy of the United States (or any other country) will not be able to help you get it back; and for reasons of good relations with the host country, it may refuse to grant you a new passport right away. (Having a lot of traffic accidents may be a good reason to have a second passport.) To avoid ruining your holiday plans, you will have to post a bond, costing many times the likely fine for what you have allegedly done, to get your passport back.

An American “green card,” or resident’s alien registration card, is granted to an alien who has the right to live and work in the United States. It is normally issued to a resident alien who has entered the country with a visa granted by the United States

*Chapter 12*  
*Of Passports And Nationality —*  
*Some Practical Reminders*  
85

in a passport issued by another jurisdiction. In cases where the alien returned to his own country and his passport was seized by the authorities, his “green card” was sufficient to get him back into the United States.



## **Chapter 13**

# **Nationality For Sale**

**A** number of countries are in the business of selling citizenship — or what amounts to it. Before you get into a situation such as this, remember that the terms are subject to change with the political situation, and, what is more worrying, the recognition of passports previously purchased is also an issue.

The Caribbean's offshore centers have been arguably the most accommodating of all jurisdictions to the widespread fears about Hong Kong's status after June 30, 1997.

Many Caribbean islands are now selling citizenships — often specifically targeting Hong Kong's wealthy who are understandably jittery over the coming amalgamation of Hong Kong capitalism with Chinese government jurisdiction.

Dominica, for instance, in the eastern Caribbean, has put its citizenship up for sale, offering passports to "new economic citizens" in exchange for investment.

The new Dominican citizen pays the government \$25,000, which goes into a trust fund. They will also be required to make



## **How To Legally Obtain A Second Citizenship And Passport — And Why You Want To**

88

an initial business investment of not less than \$35,000 in an export producing venture employing locals.

The twin islands of St. Kitts-Nevis are also hoping to inject a little more high net worth into their 50,000 population. They plan to allocate several hundred passports to Hong Kongers and 3000 “economic citizenships” to other potential applicants.

Nor is Jamaica averse to highly liquid applicants. It will give preference to people who can commit no less than \$100,000 to ventures creating local jobs.

### **International Recognition of Acquired Nationalities**

All nationalities are not created equal. Under international law, some nationalities are treated as frivolous. You should be aware that dual nationality may not be worth very much legally if it was acquired for cash. Before you go to all the trouble — and expense — of acquiring a second nationality, you should make sure it will do you some good once you’ve obtained it.

The key case on this issue was heard by the International Court of Justice in the Hague in 1955. The Nottebaum case involved a German-born claimant to Liechtenstein nationality, who sought damages for expropriation from Guatemala. Guatemala challenged Mr. Nottebaum on the grounds that he had been naturalized under provisions of Liechtenstein law on nationality that were not in conformity with international law. The naturalization did not require any previous residence in the country of Liechtenstein, for example.

Guatemala noted that Mr. Nottebaum, aged 58, had been given Liechtenstein nationality in absentia one month after the start of World War II, which had made it possible for him to avoid laws against Germans doing business in Guatemala.

Liechtenstein argued that international law does not require residency in the naturalizing state. The court, however, ruled for Guatemala, stating that Mr. Nottebaum's naturalization "lacked the genuineness required for establishing the link of nationality between a person and a state."

There was no residence requirement. Liechtenstein added one subsequently, and incidentally made it much more difficult to become a Liechtensteiner unless you are descended from one.

Nationalities granted without any residence requirement are therefore suspect under international law. That does not mean, however, that they are useless in other circumstances.

This is not the same as nationality without residence that might be acquired because you had a parent born in the country or you married a citizen of that country. Those family ties give you a link to the country that is not present in a purchased nationality. A nationality available by mere exercise of the checkbook is suspect under international law. Most countries selling citizenships now try to get around this precedent by creating a substantial tie with the country — a significant investment in the country, a waiver of residence requirements for making that investment, etc. No government simply sells citizenship outright. Since the U.S., Canada, and Australia have now created their own "investor-immigrant" categories, the principle of citizenship for investment is much less likely to be challenged in international law, even though some of the countries are accepting a token investment of \$20,000 or so in a government bond, or a time-share in a citrus grove.

Information on countries "selling" citizenships is such a rapidly changing field that it is impossible for us to give you full details. Some examples of current possibilities follow. There is one publication that is revised frequently, and which covers the field of citizenships. *The Passport Report* is

## **How To Legally Obtain A Second Citizenship And Passport — And Why You Want To**

90

published by Scope International Ltd., Forestside House, Forestside, Rowlands Castle, Hants., PO9 6EE, Great Britain. They will send a free catalog on request.

The book you are reading now emphasizes the more permanent routes to citizenship — ancestry and marriage — areas in which the laws change slowly. Before purchasing any second citizenship, it is particularly useful to check your immediate family tree to see if you have any citizenship already that you are unaware of. It is not uncommon.

Having said that, there are still many times when purchase is the only method available. In many cases, the nationality is being sold to families (father, mother, and all children under 18) for the single fee.

---

## **Chapter 14**

# **Practical Second Nationalities For Americans — And How To Acquire Them**

### **Dual Nationality by Birth**

**O**ne of the best ways for an American to get a second nationality is to discover that he already has one and didn't know it. Some of the more common countries are discussed here, which will also give you an idea of the vast differences in citizenship laws between countries. It is important to check the details with any country to which you might have a tie through descent or marriage.

There are several general categories of citizenship laws. Some countries grant automatic citizenship to the child of a citizen, regardless of where the child is born, and that citizenship is permanent. Germany, France, and Ireland are examples of this. Some do so only if the child is registered at a consulate of the country within a certain time after birth — two years for Venezuela, for example.

## **How To Legally Obtain A Second Citizenship And Passport — And Why You Want To**

92

Some grant automatic citizenship at birth, but if the child is still living outside the country at age 21 he must register with the consulate his intention to retain citizenship — and for some countries, every ten years thereafter. Switzerland has this type of law.

A number of Latin American countries do not grant automatic citizenship at birth, but if a foreign-born child of a citizen takes up residence in the country he is automatically a citizen — Chile and Colombia are examples of this.

### **Nationality by Marriage**

If you are able and willing to be married, you can get many nationalities instantly or more rapidly than otherwise (although despite U.N. rules, many of these laws are sex-biased). Some countries (notably Thailand) object to their women marrying foreigners and make it difficult to acquire nationality thereby, and many countries allow a woman to take up her husband's nationality immediately — but not the reverse. A woman can instantly acquire her husband's nationality if he is from: Andorra, Argentina, Israel, Lebanon, Liechtenstein, Malta, Monaco, New Zealand, Norway, Panama, Portugal, St. Kitts (formerly St. Christopher), Saint Lucia, Switzerland, Thailand, or Turkey. A man can acquire his wife's nationality in fewer cases, if she is from: Israel, Lebanon, Panama, Portugal, St. Kitts, Saint Lucia or Turkey.

Furthermore, many countries reduce residence requirements for the spouses of their nationals who want to acquire citizenship. These countries include, beginning with sex-neutral countries: Austria, Belgium, Bermuda, Bolivia, the Channel Islands, Denmark, Finland, France, Germany (in the case of a spouse who acquired nationality by birth only), Ireland, Italy,

Luxembourg, the Netherlands, New Zealand, Norway, Panama, Portugal, Spain, St. Kitts, Switzerland, Turkey, the United Kingdom (in the case of a spouse who acquired nationality by birth only), the United States, and Venezuela. Countries that reduce residence requirements for foreign wives when they do not grant these ladies instant citizenship include: Cyprus and the Dominican Republic.

### **Citizenship from Ancestry**

You also can acquire citizenship by remote ancestry. Some countries, such as Turkey, do not recognize foreign naturalization of their citizens. So even many generations from one's Anatolian beginnings, it is very easy to be granted Turkish citizenship. Turkish consular officials are authorized to give it instantly to people who can prove that they are Turkish by ancestry. You should be able to speak Turkish, if only a few words. Turkey (according to Turkish consuls) can be taken to include lands Turkey lost at the end of World War I or even earlier, even though under international treaty, persons residing in the new countries carved out of Turkey in 1918 are deemed to have become nationals of the new countries.

Nationality by descent is available to those who can prove ancestry (normally back to their grandparents) in Belize, Italy and Ireland. It is also available in special cases to people of German descent. The child of one British-born parent usually can claim British citizenship. Only Ireland and Belize give nationality without any other requirements, such as residence, to anyone who has at least one native-born grandparent. Germany gives current refugees or those descended from refugees citizenship without a residence requirement.

## How To Legally Obtain A Second Citizenship And Passport — And Why You Want To

94

Israeli nationality is transmitted *jus sanguinis* forever. A child who has only one Jewish parent is considered Jewish on condition that his mother is Jewish. This nationality law is based on Jewish religious law which defines a Jew in this way. Israel does not require that you renounce your previous nationality and grants its citizenship automatically to those deemed by the rabbis to be Jews, children or grandchildren of Jews, or spouses of Jews.

Of course, giving the rabbis so much power has resulted in injustice: banning a Catholic monk of pure Jewish extraction from Israeli citizenship (because the rabbis do not count converts to Christianity as Jews); making the Ethiopian Jews fight for automatic citizenship (which they eventually got); denying automatic citizenship to some Indian Jews, because they practice caste discrimination (the B'nei Israel of Cochin) while granting it to other Indian Jews from Bombay, who do not; rulings attempting (so far unsuccessfully) to deny Israeli nationality to the children of women converted to Judaism by reform and conservative rabbis (the rabbinical judges in Israel are all orthodox).

### **EU Rules Create a de facto Common Citizenship**

The 12 nations of the European Union gave up part of their sovereignty. Under international law, sovereignty includes a country's right to make anyone it chooses a citizen; it also includes the right to refuse admission to anyone who is not a citizen. Individuals who are citizens of any of the EU countries are allowed to enter, to live, and to work in any of the others.

The 12 countries of the EU are: the United Kingdom, Ireland, France, Italy, Germany, Spain, Portugal, Greece,

---

*Chapter 14*  
*Practical Second Nationalities For Americans*  
*— And How To Acquire Them*

95

Denmark, the Netherlands, Belgium, and Luxembourg. (Austria, Finland, and Norway are likely to be members by the time this book is published.) As a result, acquiring the citizenship of any one of these countries is almost the legal equivalent of acquiring citizenship to all of them. Already, no visa requirements are imposed within the EU. Countries that still require visas grant them automatically at the border to other EU citizens; and countries still requiring residence permits for foreigners do not charge for these permits when the applicant is from an EU country. In practice, anyone with a residence permit from an EU country can cross land frontiers with no passport at all. Identity cards or residence permits issued by one EU country are usually sufficient for entry to another EU country.

The first major effect of this has been to make it more difficult to acquire some EU nationalities, particularly through what may be called colonial preference. Britain has had to stop automatically admitting folks from the Commonwealth who are presumed white, such as Canadians, Australians, and New Zealanders. Spain and Portugal are under pressure to cease granting automatic residence and accelerated citizenship to Latin Americans. The argument, as usual, is that there are drug dealers among the Latin Americans who have settled in Spain and are now able to move freely within Europe north of the Pyrenees as a result. The effect may be to close a door that makes some acquired Latin American nationalities particularly advantageous. A bought Bolivian or Dominican passport (the process is described below) today can give you the right of domicile in EU Europe, because it gives you access to Spanish citizenship with a dramatically shortened residence requirement.



## **How To Legally Obtain A Second Citizenship And Passport — And Why You Want To**

96

Spain has called on the EU to grant a common European citizenship and give people greater rights when they settle in member countries other than their own. The Spanish government has suggested to the EU that citizens of any member country should have the right to work in the public service of any other country, to vote in local elections, and to vote in elections for the European parliament in any country.

### **Great Britain**

British nationality is obviously the second nationality most advantageous for Americans. Britain shares the same language. Americans often have British relatives. Britain is a member of the EU, so with a British passport, you in effect have a work permit for 12 European countries.

It is possible for an American to acquire British nationality. And the British do not require that you give up your previous nationality when you adopt theirs (unlike the United States). Furthermore, the British do not tell Washington what you have done.

The best way for an American to become British is to marry a British subject born in Britain. You then have the right to become British in three years instead of the usual five. And you can conveniently forget to tell the U.S. authorities what you have done. Your children, wherever they are born, can be dual nationals, too, simply by registering their birth (in theory within a year; in practice you have until they are at least 18) with the British Consulate.

Another useful way to acquire British nationality is to be born in Britain. Officially, being born in Britain does not make you British — but in practice it usually does. As an added incentive, Britain also offers cheap obstetrical care under the

---

Chapter 14  
*Practical Second Nationalities For Americans*  
— *And How To Acquire Them*  
97

National Health Service. But keep in mind that the people at customs are quite capable of turning away pregnant foreign women.

Take heart. The borders of Britain are extensive. A British-registered ship is part of Britain. (A U.S.-registered ship is part of the United States only if it is in U.S. territorial waters. A baby born on board a British ship in U.S. territorial waters is automatically a dual national — something to note during your next cruise.) The analogy appears to cover airplanes, but unfortunately, airlines will not let women on board after their seventh month of pregnancy. (You could try wearing a very large raincoat.) In general, it is helpful to establish British residence early in your pregnancy, or before you become pregnant.

If one of your children is born in Britain, he may also be granted British nationality retroactively. This is an example of *jus soli* in the case of a country where theoretically it is not practiced.

The offspring of recent British arrivals in the U.S. (notably war-brides) in many cases have successfully obtained British nationality, including the right to live and work in Britain or any other EU country.

On the other hand, people with British passports who are not of British parentage and were born outside Britain can be treated as something less than a full-fledged Briton. That is why you should become or marry or be descended from a Briton *born* in Britain.

Furthermore, expatriating acts for persons whose British nationality was acquired outside Britain, in cases where neither parent was British by birth or by naturalization, can be trivial or maddening.

## How To Legally Obtain A Second Citizenship And Passport — And Why You Want To

98

It used to be one of the more popular citizenships, but British citizenship laws have become very restrictive, and the number of people eligible has shrunk. Some experts claim that good London lawyers can sometimes get you through the hurdles even if the British Embassy or Consulate in the U.S. says you are not eligible. Such is likely to be possible, but is beyond the scope of this book.

The British Embassy is reluctant to give out hard and fast rules, and prefers to discuss each case individually. In general British nationality will only apply if a parent was born in Britain, and until recently only the father counted. Like the Italians, it is critical that the parent not have given up their British nationality, before the birth. The answer varies considerably depending upon the year of your birth, and the dates and places of your parents' birth. If you are of direct British descent it is certainly worth exploring your situation with the nearest British consulate. It is certainly one of the most useful second citizenships to have.

### Ireland

Taking a second nationality is not expatriating for Irish citizens. To decide who its people were after independence was won, the Republic of Ireland adopted a pure version of *jus sanguinis*. The Anglo-Irish or people from the Ulster counties could claim Irish citizenship if they wanted to, as could members of religious minorities. For years, the Chief Rabbi of Ireland marched in New York's St. Patrick's Day Parade. So you do not have to be Catholic.

Britain only recognized Irish nationality in 1948 and gave people born in Ireland one year to declare their loyalty to Britain either in the northern counties or on the mainland.

---

Many of them did but kept their Irish passports, too, as they were legally allowed to.

Irish passports are granted instantly on the basis of *jus sanguinis* to anyone with at least one Irish grandparent. You do not have to fulfill any residence requirements. And an Irish passport can be a useful document — in the case of U.S. journalists traveling to Cuba, for example, or White House officials (such as Robert McFarlane, a former National Security Advisor to Ronald Reagan involved in Irangate) traveling to Iran.

Many Americans can trace their ancestry to Ireland, and therefore can claim Irish citizenship. The Irish ancestor must be at least a parent or grandparent.

The language of Ireland is English, and there are a great many Americans with at least one Irish grandparent. Because Ireland is a member of the EU, obtaining an Irish passport is particularly valuable for those wishing to live or work anywhere in Europe.

The first point to bear in mind about Irish law is that the Irish constitution claims Northern Ireland to be part of the Republic of Ireland. Thus, although it is occupied by Britain, for most people born before 1922 in Northern Ireland they were Irish by birth. If this applies to your parent or grandparent you are in. (Certain persons born there after that date may also be able to qualify, but that is too complex for this book.) So if you always assumed your grandparents were English, you might check the birth records to find out if they really meant England — or if in fact they were born in Ulster.

If a parent was born in Ireland, you are deemed to be Irish by birth and need not register to acquire Irish citizenship. You simply take the documentation to the nearest Irish embassy or consulate and apply for an Irish passport. Generally you will be

## **How To Legally Obtain A Second Citizenship And Passport — And Why You Want To**

100

asked for your birth certificate, your parents' birth certificates and your parents' marriage certificate.

If you have an Irish grandparent, the procedure is a little different. You are not automatically a citizen, but must register your citizenship. This is done by producing all of the documentation (relevant birth and marriage certificates) to either an Irish embassy or consulate, or to the Ministry of Foreign Affairs in Dublin. Technically this is an application for registration in the foreign births record book. Once this has been done you are able to apply for a passport. So even if you don't want to apply for an Irish passport immediately, if you are entitled to this registration it is a good idea to do so immediately in case the law changes sometime in the future.

The other route to Irish citizenship is by marriage. A person married to an Irish citizen for three years or more is entitled to Irish citizenship simply by registering with the Irish embassy or consulate. Thus, if your spouse had an Irish parent and you have already been married for three years or more, all you have to do is register. But if your spouse had an Irish grandparent but has never registered as a citizen, then they must first get registered on the foreign births register and wait three years.

If you or your spouse have an Irish parent, you should register your children immediately. Should the law change, it may be very valuable to them sometime in the future.

### **France**

In theory the French do not want dual nationals and expect you to renounce your other nationality upon becoming French. However, you do not have to take an oath, as when acquiring U.S. citizenship. And in practice, acquiring French citizenship does not jeopardize any other nationality you may have. In

---

Chapter 14  
*Practical Second Nationalities For Americans*  
— *And How To Acquire Them*  
101

practice, anything goes. And almost nothing you do will remove unwanted French nationality once acquired — even if it was granted you through no action by you or your parents.

As a *jus sanguinis* country today, France does not grant its nationality automatically to those born in France. Automatic right to French nationality is given to anyone born of a French father after 1889; of a French father who resided in France after 1921; of a French father who served in the French army after 1959; of a French father no matter where he lived after 1945; of a French mother who lived in France after 1927; and of a French mother no matter where she lived after 1945.

In theory, only the offspring of a French mother or father, foundlings, or the offspring of foreign parents, at least one of whom had French nationality in the past, may become French under law by the mere fact of being born in the country. Otherwise, if you are born in France, you must reside there for at least 16 of your first 18 years to be able to declare yourself French and be granted citizenship. (If you are a boy, remember that becoming a French citizen makes you eligible for the draft; however, even refusing to serve in the military is not expatriating for someone who otherwise would be French.) In theory, citizenship is not granted to those born in France who move to another country. In theory, it is not granted to the children of those in France because of temporary assignment, because they are diplomats or foreign correspondents. But here, too, the practice is much sloppier than the law would lead you to believe.

The main reason is that French border controls, until the recent crackdown on terrorists tightened matters up, were extremely maladroit. No one necessarily had his passport stamped upon entering or leaving the country, particularly not if the destination was another EU country. So the French have

## How To Legally Obtain A Second Citizenship And Passport — And Why You Want To

102

been unable to verify residence requirements for citizenship — and simply have ceased trying to do so.

In fact, if you are born in France to parents who are not French, and your birth is declared at a French *mairie* (as it must be before the parents can then proceed to the U.S. embassy to register the child's birth there), the French effectively consider you a French citizen. You need do nothing else.

And it is very difficult to get rid of French nationality once the French have decided you are entitled to it.

So if you want French nationality for your child, he need never do more than be born in France. If you need further incentive, consider that the rate of infant mortality is much lower than in the U.S., and maternity care is cheaper. One of only two hospitals outside the United States where you can use Blue Cross or other U.S. health insurance is the American Hospital in Neuilly near Paris. All this works best for girl babies, who won't get drafted.

In general, you also can acquire French nationality — after one year — by marrying a French *citoyen* or *citoyenne*. The theory is that only those who lose their prior nationality by the act of marriage to a French person can gain French citizenship automatically after a mere year of wedded bliss. But in practice the French do not check on this. No French official can possibly be expected to learn about foreign laws and read in a foreign language. Here, too, the French, by not requiring expatriation when they grant nationality, are creating dual nationals.

You can also become French with as little as three years' residence (five years is more usual) in France on condition that you support yourself; but it is difficult to get a job because foreigners are not given *cartes de travail*. Of course, if you have the right to work in France because you are an EU

*Chapter 14*  
*Practical Second Nationalities For Americans*  
*— And How To Acquire Them*

103

national or resident, you can acquire French nationality in addition to your other EU nationality or right of residence. Furthermore, if the French think you are worthy for some reason (for example, if you are a Nigerian from the former Biafra territory who works for a French company in Zaire; or a Chinese executive of a French company in Hong Kong), nobody imposes the residence requirement. If you have a parent born in France, you are a French citizen. Citizenship derives from either the father or the mother. When a child is born abroad, the parents are supposed to register the birth with the French consulate. But if this was not done, you may still apply for a “Certificat de Nationalite Francaise” by applying in French, with all supporting documentation, on an official application form which you may obtain from the nearest French consulate. The form is then submitted by you directly to Paris, and the wait for processing is about a year.

A common route to French citizenship is through marriage to a French citizen, either in France or abroad. The citizenship law is now gender neutral, so this works for anyone. The application for citizenship can be filed immediately, and the French government has one year to object to the naturalization. A brief test of knowledge of the French language is also required. There is no residence requirement — all of this may be done at the nearest French consulate. The French government is becoming concerned at the number of marriages of convenience however, so the regulations may change, or the examination of the citizenship within the one year period may become more rigorous. Our underground sources inform us that Paris prostitutes currently charge \$3500 for a marriage of convenience, including a pre-nuptial agreement and a divorce once the citizenship becomes effective. (Sex is not included in the price, but legal fees are.)



## How To Legally Obtain A Second Citizenship And Passport — And Why You Want To

104

For those willing to take a few language lessons, a French marriage of convenience is one of the quickest ways to a European citizenship. There are reportedly cases of couples who have divorced, contracted French marriages of convenience, then after acquiring the French citizenship and divorces from the partners of convenience, remarried.

### Canada

Being born in the Commonwealth (or Ireland) will serve as no advantage for you in getting Canadian nationality by descent; however, naturalization is easier if you are a Briton. The advantages for an American of becoming Canadian are minimal, unless he wants to live in Canada. (Although in earlier periods, some individuals managed to avoid the draft by heading north of the border.)

If you become Canadian, give up your U.S. citizenship, and live in a third country, Canada, unlike the United States, will not tax you on your worldwide income, which is an advantage. (However, if you are naturalized and spend 10 years outside Canada, you may be expatriated — stripped of your citizenship — at the discretion of the government.)

Another advantage is that Canadians are allowed to enter Britain as Commonwealth citizens without having to have a prior visa. Americans should not despair about the possibility of acquiring dual nationality by birth in Canada or the United States, however. A Canadian father or mother can transmit nationality to a child born in the United States; a U.S. mother or father can transmit nationality to a child born in Canada. Because both also practice *jus soli*, the single largest group of American dual nationals in fact are precisely these kiddies.

*Chapter 14*  
*Practical Second Nationalities For Americans*  
*— And How To Acquire Them*  
105

Canada has a three year residence requirement for citizenship, after admission as an immigrant. The difficulty is not obtaining the citizenship, but being admitted as an immigrant.

The most popular way at the moment is the investor visa category, which is being heavily used by Hong Kong Chinese moving to Vancouver. For as little as an investment of \$250,000 and a three year wait, Canadian citizenship is possible.

The Canadian government is quite helpful in giving definite answers on whether you have Canadian citizenship through ancestry. Any Canadian consulate will give you a form, which you complete with personal history information, and submit with copies of relevant birth records to the Registrar of Canadian Citizenship in Ottawa. A "Certificate of Canadian Citizenship" will be issued if you are a citizen by descent, and this can be used to obtain a Canadian passport.

Canada is a rather special case. The law has been changed, first to make it more difficult for Canadians to become dual nationals (about the time of World War I), and then in 1977, to make it easier. What this means is that Canadians who became citizens of another country before 1977 may have lost their Canadian citizenship by so doing, but now have a chance to get it back again.

Complicating matters further was the change of law in 1947. Until that time, Canada did not recognize a woman's prior citizenship when she married a Canadian. Furthermore, it did not recognize her Canadian nationality when she married a foreigner. In the first case, involving a non-Canadian woman marrying a Canadian and thereby becoming Canadian, the woman's country of origin still might have considered her a national of that country. Furthermore, her country of origin also

## **How To Legally Obtain A Second Citizenship And Passport — And Why You Want To**

106

might consider any children she might have to be nationals as well.

Between 1947 and 1977, these women and their children were discouraged from becoming dual nationals by the severe Canadian laws against dual nationality. But under the Citizenship Act of Feb. 15, 1977, dual citizenship is allowed. If Canadians with the right to another nationality act now to assert their dual citizenship, they no longer risk losing their Canadian nationality for so doing.

Canadians who might have the right to another citizenship in the first instance should contact the embassy or consulate of that country in Canada. Because the law no longer prohibits Canadians from dual nationality, they have no reason to go to third countries or intermediaries.

Under the new law, those applying for Canadian citizenship often can retain their nationality of origin. They must decide on the basis of the possible advantages and disadvantages (considering such burdens as military service) if they want to retain the former nationality.

Similarly, a Canadian living outside Canada no longer automatically ceases being Canadian merely by gaining another citizenship. He must formally renounce Canadian citizenship by applying through a Canadian consular post. Of course, if he does so, the former Canadian may no longer use a Canadian passport; nor can he return as a permanent resident to Canada without going through immigration procedures.

### **Belize**

Belize formerly had a program to grant citizenship in exchange for the purchase of a government bond. That program

ended several years ago, and many believe that Belize citizenship is no longer easily acquired.

This is not the case, however. A new Belize government program began in February, 1992, again offering citizenships to people who invest in the country. (There had been some question as to whether the purchase of a government bond demonstrated a sufficient connection with the country under international law.)

The required investment and fees combined total \$54,000 for a family and \$44,000 for a single applicant.

There is no need for the applicant to leave the country where he is presently residing while the application is being processed. However, the government of Belize does specify that the applicant must visit Belize within five years of the citizenship being granted. Should the holder of the Belizean passport not visit Belize during this period the authorities will refuse to renew the passport after the original five year validity.

Belize is a full member of the British Commonwealth, and its official language is English. It is a rapidly developing country with a population of approximately 180,000.

Processing times are approximately eight weeks for the citizenship and another four weeks for the passport.

## **Bolivia**

You can acquire Bolivian nationality at an accelerated rate by right of "meritorious service," according to the constitution and legislation. You need fulfill no residence requirement, and the entire family is covered. Meritorious service includes contributing funds to development projects and state-owned companies. If you contribute \$20,000 to \$25,000 you are

## **How To Legally Obtain A Second Citizenship And Passport — And Why You Want To**

108

considered a national benefactor and get citizenship and a passport.

An international attorney can help you deal with local lawyers, who will complete the paperwork for a fee. Bolivian passports are good for five years and must be revalidated every two years. They also can be renewed.

Ask around. There are many lawyers in this business, and the fees vary wildly. Twenty-thousand dollars is the figure heard most often.

### **The Dominican Republic**

The Dominican Republic shares an island with Haiti. Its nationality law provides for instant naturalization for "immigrant settlers." Because no residence requirement is imposed on anyone applying for citizenship, you do not have to visit or live in the country, although you may want to. The island is very pleasant, and it is building up its tourism business. The naturalization process normally takes three months. Prices quoted were in the \$20,000 range. As of early 1994 the Dominican Republic closed this door, and the citizenship cannot currently be acquired through purchase.

### **Ecuador**

An Ecuadorian passport is available to an investor who deposits \$1,000 and agrees to invest another \$24,000 within 90 days of admission to the country as an immigrant. The investment can be in any industry. The theory is that meritorious service, such as investment, results in citizenship.

You have to reside in Ecuador while the processing takes place. It usually takes two to three months, after which you are

free to leave with your new passport. You also have to provide a police certificate of good conduct. These are easily available from the authorities of almost any country you may have lived in, including the United States. However, the United States may take a very long time to provide this information, and you are billed for having the search accelerated and the results telexed instead of being sent by slow boat. For your information, Great Britain refuses to provide these forms (as a matter of principle).

### **Guatemala**

The residency requirement (five years) in theory can be waived by the executive in cases of definitive ownership of some real property and possession of capital invested in real estate or an industrial enterprise (more than 20,000 quetzals, or about \$5,000). These conditions may be waived in cases where "the alien has rendered the country important services or contributed to its development."

### **Mexico**

Unlike many of its fellow Latin American countries, Mexico is serious about its nationality, and it is very difficult to obtain. Americans often think that Mexican citizenship can easily be bought, but in fact it is impossible to buy, and is listed in this section primarily as a warning not to be taken for a large fee by somebody claiming to be able to sell it to you. So there is no simple way to avoid the severe restrictions on acquisition of real estate in Mexico by foreigners. You cannot become Mexican easily. Mexican nationality law is strict. You can become Mexican if you are born in Mexico. Mexican ships and

## How To Legally Obtain A Second Citizenship And Passport — And Why You Want To

110

airplanes — even those traveling in international waters — are considered part of Mexico.

You lose Mexican nationality if you voluntarily take a foreign citizenship or a foreign title of nobility. The latter has been tested in the courts and has been refined to mean that you have agreed to submit to a foreign authority. Naturalized Mexican citizens can lose their nationality if they spend five years or longer continually in their countries of original nationality. You also can lose Mexican nationality if you obtain a passport that requires you to submit to a foreign government.

You cannot lose Mexican nationality by the mere fact of marrying a foreigner.

Throughout the 19th century, it was legal for Mexicans to enter the United States without having to meet the conditions imposed on other entrants, notably the need to prove literacy and pay \$8. During both world wars, the United States, in need of cheap labor, encouraged Mexicans to enter the United States — by making the border easily penetrable and requiring no paperwork. It was only in the 1950s, under pressure from the unions, that the border began to be patrolled and *braceros* (contract laborers) and wetbacks turned back.

If you were born in the United States and your father or mother was born in Mexico and did not take up United States nationality because he or she entered the country illegally or at a time of free movement, it is possible for you to claim Mexican nationality. That is because you acquired U.S. nationality automatically and not voluntarily. You would not be subject to the residency test, because the government would not consider you a naturalized citizen.

## **Paraguay and Panama**

Panama is for bird lovers. It has laws providing for instant naturalization of "immigrants who establish themselves in the country and devote themselves to work of agriculture, stock raising, the breeding of birds, and other similar industries." Paraguay provides for naturalization, after a shortened residence requirement, of those who "possess immovable or other property or who practice a science, art, or industry." The reality in both countries is that these laws are used as the legal basis for granting citizenship to those who buy it through agents and brokers with governmental connections.

Note that many Latin American countries also confer their nationality on foreign-born children of their nationals who come to live in the territory. This often applies both to those who have emigrated from the country in the past, and to the offspring (under age 18) of new citizens by naturalization.

## **Jamaica**

Jamaica is offering passports to persons who have lived in a British Commonwealth country for five of the past seven years and who have money. The passport is available without residence requirements. The target is Hong Kong-Chinese, but an American who has lived in a Commonwealth country for the necessary period could qualify. You appear to need to purchase a zero-coupon 10-year bond for \$30,000 cash (which turns into \$100,000 at the end of that time, a return of 13%). You also need to make a \$50,000 investment in a development project approved by the government. You may leave that money in escrow until the citizenship has been granted. Finally, you need to pay fees of \$20,000, which is quite expensive.



## How To Legally Obtain A Second Citizenship And Passport — And Why You Want To

112

### **St. Kitts and Nevis**

The law here has gone through some recent changes. There are special provisions for investors, particularly those who buy real estate, but that route is extremely expensive — so outrageously so that it is not worth discussion. But leaving aside the citizenship for investors deal, one of the more intriguing clauses of the St. Kitts constitution gives an automatic and instant right to citizenship to the spouse of a citizen of St. Kitts. It is a small country, and finding a citizen to marry may not be easy, but it is one of the few countries that protects the citizenship rights of spouses in its constitution, instead of merely by statute, regulation, or custom.

Section 92 (1)(a) of the Constitution of St. Kitts and Nevis indicates that *any person* who is married to a citizen is entitled, upon application, to be registered as a citizen.

### **Mauritius**

The Indian Ocean state announced citizenship with 12 months residence to those who come from the Commonwealth and speak English. Immediate citizenship is available in special cases. The usual residence requirement for non-Commonwealth folks is cut to two years for persons who “invested in Mauritius a sum of not less than 300,000 rupees.” We have not had any additional information since this announcement was made a couple of years ago.

### **Turkey**

Persons of Turkish origin can be declared Turkish by the Council of Ministers at the proposal of the Minister of the

Interior. In practice, Turkish consuls have the right to issue passports on the spot to those of Turkish descent. Also, those who “bring industrial establishments and who give extraordinary service in fields of social, cultural, economic, technical, scientific or artistic endeavor” may be granted citizenship. So, too, may those whom the Council of Ministers “judges it necessary to give Turkish nationality.”

Turkish citizenship is also generally available instantly upon marriage, and is gender neutral, but the consulate will normally expect you to be able to speak Turkish.

### **Australia**

Persons with money or skills are being encouraged to immigrate to Australia. The money part is considerable — A\$500,000, or \$350,000, which must be invested in Australia. The skills vary; among them is the ability to start a business that is considered desirable. Contact the Australian Consul in your home country for specific information.

You must by law reside in Australia for two years to be issued a passport; in practice it takes longer. However, if you have the specified A\$500,000, you can get an instant residence permit but have up to four years, renewable to eight years, to fill the two-year requirement. You theoretically have to have spent the last year wholly in Australia, the reason being that Australia has a stiff tax on worldwide income of persons who are resident in the country for more than six months in a calendar year.

However, Australia has now got enough of an unemployment problem to have eliminated the program (dating from after WWII) whereby white Europeans were given free

## **How To Legally Obtain A Second Citizenship And Passport — And Why You Want To**

114

passage out if they looked like they were healthy and could work.

Those who merely have skills and not capital today must actually spend their time Down Under. Nor does Australia any longer subsidize immigrants, as it did until a decade ago. You also can no longer become Australian instantly by marrying one.

You are not required to give up your prior nationality upon becoming Australian, as its legal system is based on the British. Australian nationals have the right to enter Britain (no prior visa required); the reverse does not work. "Pommies" (the Australian slang for British) have to go through the two-year naturalization process just like anyone else. With the exception of New Zealanders, anyone wishing to enter Australia must have a visa.

Except for those making a large investment under the investor visa program, Australian residence is nearly impossible to obtain for those seeking employment in Australia. The domestic unemployment picture is so bad that Australia has no use for immigrants who just want to work there. There are still numerous pamphlets on the market discussing the ease of obtaining an Australian residency. They are about a decade out of date, and the Australian embassies are constantly issuing warnings not to be fooled by publications talking about getting jobs in Australia.

For entrepreneurs, however, Australia is so welcoming that they have recently run full page ads in American business publications seeking investor immigrants. They want only investors with a proven business track record.

<b>New Zealand</b>
--------------------

New Zealand also offers a program for those with entrepreneurial ability, cash, or skills. Each case is treated on its merits. Investors with as little as \$50,000 have a chance to qualify, but in reality a much more substantial investment is likely to be required.

You may also be able to become a New Zealander by marrying a Kiwi. As with Britain, you do not have to renounce prior nationality upon naturalization. And New Zealand requires visas for anyone coming into the country, with the exception of Australians. As is often the case, official information sources differ. The New Zealand embassy says becoming a New Zealander via the marriage route cannot be done, but contacts in New Zealand say it is done all the time.

New Zealand allows overlap with British citizenship to the greatest extent of all Commonwealth countries. A citizen of Britain (or the Republic of Ireland) by birth, naturalization, or registration can become a New Zealander after one-year's residence. A Briton marrying a New Zealander can adopt N.Z. (pronounced "enn zed") nationality with no loss of British nationality; a New Zealander marrying a Briton can do the reverse. An infant born in New Zealand with a British parent may be registered for British nationality with no effect on his New Zealand nationality; and an infant born in Britain with an N.Z. parent may be registered for N.Z. nationality with no effect on his British nationality. Not surprisingly, the largest block of dual nationals in New Zealand is also British. New Zealand, with the exception of Britain, is the only country that still practices Commonwealth preference.

For an American reader with an Irish grandparent, this becomes a quick backdoor to New Zealand. Or perhaps your

## **How To Legally Obtain A Second Citizenship And Passport — And Why You Want To**

116

spouse of three years or more has an Irish grandparent, in which case you can register as an Irish citizen and then use this method.

### **Italy**

Another very popular second citizenship for Americans is Italian, because of the large number of Italian Americans and a relatively easy citizenship law.

If you were born in the United States you may also be considered an Italian citizen if any one of these situations pertains to you:

1) your father was an Italian citizen at the time of your birth and you never renounced your right to Italian citizenship;

2) your mother was an Italian citizen at the time of your birth, you were born after January 1, 1948, and you never renounced your Italian citizenship;

3) your father was born in the United States and your paternal grandfather was an Italian citizen at the time of his birth. Neither you nor your father ever renounced the right to Italian citizenship.

4) your mother was born in the United States, you were born after January 1, 1948 and your maternal grandfather was an Italian citizen at the time of her birth. Neither you nor your mother ever renounced the right to Italian citizenship.

If number one or number two applies to you, the following documentation must be obtained:

- your father's or your mother's birth certificate — write to the "comune" where your father or your mother was born and request his or her "Estratto dagli Atti di Nascita";
- your parents' marriage certificate — if the marriage took place in Italy follow the same procedure described above for

the birth certificate, asking for the “Estratto dagli atti di matrimonio.” If the marriage took place in the U.S. you must obtain a “long form” of their marriage certificate which is a certified copy of the license and the certificate of performing marriage;

- your birth certificate (in the long form showing your parents’ places of birth);
- your parents’ naturalization certificates or their valid Italian passports and U.S. “Alien Registration Cards.” If these documents are not available, it is necessary that you submit a statement (Form G-639) issued by the U.S. Immigration and Naturalization Service, stating that according to their records your parents either were naturalized American citizens (date of naturalization and certificate number) or that they are still considered legal alien residents.

Proof of your parents’ date of American citizenship is imperative. *If the naturalization occurred before your birth, you are not entitled to Italian citizenship.*

If number three applies to you, you should obtain your paternal grandfather’s birth certificate from Italy, his marriage certificate, and all of the documents listed for number one... with the exception that instead of your father’s naturalization certificate you will need your grandfather’s naturalization papers, showing that he was naturalized after the birth of your father, whose “long form” birth certificate is also required. *If your grand-father was naturalized before your father’s birth then neither your father nor you are eligible for Italian citizenship.*

If number four applies to you, you must obtain your maternal grandfather’s birth certificate, his marriage certificate, and all the documents listed for number two, except for your

## **How To Legally Obtain A Second Citizenship And Passport — And Why You Want To**

118

mother's naturalization certificate, because in this case you will need your maternal grandfather's naturalization papers.

Your application for the verification of Italian citizenship will not be accepted if the documents listed above contain any errors in the spelling of names and/or dates recorded on them.

The application must be submitted to the Italian consulate having territorial jurisdiction for the state in which you were born — not the one where you now reside.

### **Italian Citizenship by Marriage**

The Italian citizenship law No. 123/1983 states "The alien or stateless spouse of an Italian citizen acquires Italian citizenship when s/he has been residing within the territory of the Republic for at least six months or after three years from the date of the marriage if there has been no dissolution, annulment or cessation of civil effects and there is no legal separation." It further specifies: "Citizenship is acquired by Decree of the President of the Republic, upon the proposal of the Minister of the Interior, at the request of the person concerned submitted to the Mayor of the Municipality of residence or to the competent consular officer."

What all this means is a six months wait after marriage if you are living in Italy, or three years if you are living in the United States. In the latter case, as with an Irish marriage, you simply register at the consulate, and the Italian citizenship is yours. But the procedure is considerably more complex than the Irish registration three years after marriage.

## **Germany**

Under the German Constitution a person who acquires German nationality may keep any other nationality he already had. Germany opened its citizenship to refugees from former German territories, such as Alsace, Lorraine, and the Balkan States after World War I. After World War II, Germans from territories incorporated into Poland were granted nationality automatically. Before the unification, West Germany also granted citizenship to refugees from East Germany and East Berlin.

A group of people born in Russia who never were given Russian nationality are the so-called Volga Germans, whom Stalin moved to Central Asia during World War II for fear of their disloyalty. These are political-religious refugees. Many descended from religious dissidents of the 18th and 19th centuries, who were invited to Russia by Catherine the Great. Many are cousins to American Mennonites and Amish. Having no nationality at all, they were able to avoid Russian military service, which many of them objected to on religious grounds. (In the 19th century, many of these Russian Mennonites were drafted all the same, which led to a second Mennonite wave of immigrants to the United States, Canada, and Latin American countries where they were safe from the draft). Because you needed a passport for internal travel in the Soviet Union, these people were kept from traveling within the Soviet Union as well as abroad. With the breakup of the Soviet Union, Germany has been concerned about the possibility of suddenly acquiring millions of these refugees who would be entitled to automatic German citizenship under the constitution. Since many of these people were deported from the Ukraine by Stalin, the newly independent Ukraine has offered to allow them to return and



## How To Legally Obtain A Second Citizenship And Passport — And Why You Want To

120

obtain instant citizenship. Germany is providing financial aid for those who do, in order to reduce the number who may move to Germany.

It is possible for people of German background who are not Volga Germans to benefit from special German procedures to give these stateless people accelerated rights to German citizenship. This is another variant of *jus sanguinis*. The system is being used by other ethnic Germans who do have a nationality — but one they don't like, such as Polish citizenship — to avoid the 10-year residence requirement for German citizenship. And the trick is also being used by Poles who do not speak German at all, but have a German name. There are lawyers in Germany who specialize in this racket; you can find their shingles in the area around the railroad station of any big city.

Under German constitutional law you can keep your prior nationality if you become German through these methods, as you are not applying for naturalization but merely claiming your existing German citizenship.

The German government will also give its nationality to people who, during the Hitler years, were stripped of their German citizenship for no reason other than being Jewish or of Jewish descent. At that time, anyone with at least one Jewish grandparent was stripped of German citizenship. The children of these people also may be able to claim German citizenship. The Germans are saying that *jus sanguinis* also applies to people who are wholly or partly German-Jewish by ancestry. Many Israelis who qualify prefer to travel with dark green passports with eagles on the cover rather than light blue passports decorated with Stars of David.

A German passport gives you the right to live and work anywhere in the EU. You do not have to renounce your prior

nationality to qualify, and the German authorities do not tell the country of origin what you have done.

Apart from those who may have a historical claim to German citizenship, the simple answer for most people with a father who was a German citizen is that they first apply for a "German Certificate of Citizenship" by submitting an application form to the nearest German consulate. In addition to the form they will require the applicant's birth certificate, the father's birth certificate, and documents proving the German citizenship of the father.

### **The Netherlands**

The Netherlands is an extremely liberal country, and since 1985 this liberality applies to its citizenship law as well. There are a great many ways in which Dutch nationality can be obtained.

Until January 1, 1985, Dutch nationality could only be obtained through the father. Since January 1, 1985, citizenship can be obtained from either the father or the mother. The place of birth is of no importance.

A foreign minor may obtain Dutch nationality if he is acknowledged by a Dutch national (or recognized without acknowledgment).

A foreign minor whose adoptive father or mother possesses Dutch nationality will obtain Dutch nationality on the day the adoption comes into force through Dutch law.

Foreigners born in the Netherlands and having resided there since, have the option to obtain Dutch nationality between the ages of 18 and 25. Foreigners, born in the Netherlands, stateless, and having resided in the Netherlands for a period of 3 years, may obtain Dutch nationality before they turn 25.

## **How To Legally Obtain A Second Citizenship And Passport — And Why You Want To**

122

Naturalization in the Netherlands normally requires five years residence and knowledge of the Dutch language. However, the term of five years does not apply to:

- a) former Dutch nationals
- b) a foreigner who has been married for three years to a Dutch national (man or woman)
- c) a foreigner over 18 who becomes the child of a Dutch national through acknowledgment, recognition or adoption.

The five-year term is reduced to three years for an unmarried foreigner in a lasting relationship of at least three years with an unmarried Dutch national. This clause was inserted specifically to cover gay or lesbian relationships, although it also can be applied to unmarried heterosexual couples.

The five year term is reduced to two years for a person who has previously lived in the Netherlands for a period of at least ten years.

### **Austria**

Austria is another one of the countries that holds possibilities for a number of Americans. Austrian citizenship may be obtained generally by origin, naturalization, or acceptance of a position as ordinary or extraordinary professor at an Austrian university.

A legitimate child obtains citizenship if the father or the mother is an Austrian citizen at the time of the child's birth. A child born out of wedlock obtains citizenship if the mother is an Austrian citizen at the time of birth.

The alien husband or wife of an Austrian citizen may be granted citizenship if:

- they have been married for at least one year and the alien husband/wife has established permanent residence in Austria for at least four years, or
- they have been married for at least two years and the alien husband/wife has established permanent residence in Austria for at least three years, or
- they have been married for at least five years and the husband/wife has been an Austrian citizen for at least ten years. This last option can be interesting if one's spouse is Austrian because of an Austrian parent, since it grants citizenship without a residence requirement. However, in the case of Austrian citizenship by marriage, Austrian law requires that the former nationality must be renounced.

Otherwise Austrian naturalization requires ten years residence in Austria.

## **Hungary**

A good example of shifting desirability of a citizenship is Hungary. During the Communist era Hungarians would have given anything to get another passport. Now Hungary is suffering a wave of people from countries with worse passports trying to become Hungarian. This has come about because Hungarian law allows instant naturalization upon marriage to a Hungarian citizen.

According to Law No. 5 of 1957, a person living in marriage with a Hungarian spouse may be naturalized. Preference is given to applicants who are stateless or whose foreign citizenship has ceased, who terminated their foreign citizenship, or who request to be relieved of their foreign citizenship upon naturalization.

## How To Legally Obtain A Second Citizenship And Passport — And Why You Want To

124

Of course if one is a refugee fleeing Haiti or Cuba, none of that seems too onerous. Because the Hungarian law is gender neutral, a number of African men have been seeking Hungarian passports. Those with a great deal of patience feel that Hungary is likely to be one of the first Eastern European countries to become a full member of the European Union, thus giving Hungarian citizens rights to live and work in the rest of Europe. (A similar argument has been made for Polish citizenship, and many American-born children of Poles are dusting off their long forgotten citizenship claims.)

### Israel

The number of U.S. citizens taking out Israeli citizenship is high. In fact in 1992 the number grew 35% over the year before, while the number of new Israeli citizens from the former Soviet Union declined.

Under Israeli law, the acquisition of nationality is one of the few areas in which the law differentiates between Jews and non-Jews. The Law of Return grants every Jew the right to go to Israel as an *oleh* (Jewish immigrant), and the Israel Nationality Law automatically confers Israeli nationality on every *oleh* upon entering the country unless the *oleh* specifies otherwise. The law even provides that a Jew who expresses his desire to settle in Israel may be granted nationality by virtue of the Law of Return even before he physically immigrates, a clause which allows the Israeli government to issue travel documents to refugees in emergencies.

Article 4A of the Law of Return extends the Jewish rights to family members: "(a) The rights of a Jew under this Law and the rights of an *oleh* under the Nationality Law, 5712-1952, as well as the rights of an *oleh* under any other enactment, are also

vested in a child and a grandchild of a Jew, the spouse of a Jew, and the spouse of a grandchild of a Jew, except for a person who has been a Jew and has voluntarily changed his religion.”

The next section makes it clear that the family member need not even be living: “(b) It shall be immaterial whether or not a Jew by whose right a right under subsection (a) is claimed is still alive and whether or not he has immigrated to Israel.”

Article 4B provides the definition of a Jew: “For the purposes of this Law, ‘Jew’ means a person who was born of a Jewish mother or has become converted to Judaism and who is not a member of another religion.”

Section 5 of the law allows the Minister of the Interior to grant visas and citizenship to minors without their parents’ consent, a section that has recently been used for minors from the Ukraine, Moldova, and former Yugoslavia who decided to flee without their families.

By contrast, an Arab or any other person not qualifying as a Jew under the Law of Return may acquire Israeli nationality in one of five ways detailed in the Nationality Law and summarized below.

1. *Nationality by residence in Israel.*

Subject to certain qualifications, this section of the law grants Israeli citizenship to former Palestinian citizens who are currently residents of Israel and have lived in Israel since its creation on May 14, 1948, or have entered Israel legally between that time and July 14, 1952, the date the Nationality Law went into effect.

2. *Nationality by birth.*

Nationality by reason of birth is given to any person whose father or mother was an Israeli national at the time of his birth. This provision holds true regardless of where the person in question may happen to have been born.

## How To Legally Obtain A Second Citizenship And Passport — And Why You Want To

126

3. *Naturalization by birth on Israeli territory in addition to 5 years immediate prior residence in Israel.*

This provision grants Israeli nationality to persons who are born on Israeli territory who meet these qualifications: apply for Israeli citizenship between their 18th and 21st birthdays, have 5 consecutive years of residence in Israel immediately prior to filing a request for citizenship, have no criminal convictions for violation of security regulations, and have not been sentenced to jail for five years or more for violation of any other type of law.

4. *Naturalization.*

A person 18 years of age or older may acquire Israeli nationality by naturalization if he meets these criteria: (1) is currently in Israel, (2) has been in Israel for 3 of the 5 preceding years, (3) intends to settle in the country (4) has some knowledge of Hebrew (former Palestinian citizens are exempt from this provision), (5) renounces any and all foreign nationalities, and (6) takes an oath of loyalty to the State of Israel. Completion of all of the above requirements is not essential in all instances, however, as the Minister of the Interior at his discretion has the power (for a special reason) to waive requirements (1), (2),(4), and (5) above.

5. *By grant from the Minister of the Interior to certain categories of minors.*

The law provides, in addition, for a discretionary grant of citizenship to minors who are not Israeli nationals but who are residents of Israel.

It is important to note that the law discriminates in favor of Jews against all others only as to the *method* of acquiring nationality. In theory at least, once nationality has been acquired all Israeli nationals are treated equally.

A more detailed presentation of the Israeli citizenship process is available in *How To Immigrate To Israel and Obtain*

---

*Instant Citizenship*, published by Eden Press, Box 8410, Fountain Valley CA 92728. They will send a free catalog on request.

### **Saint Lucia**

Now an independent country, the West Indian island of Saint Lucia is a member of the Commonwealth. A person born outside of Saint Lucia who had one Saint Lucian parent is a citizen of Saint Lucia.

Marriage to a Saint Lucian prior to independence only gave citizenship to a female, who was not required to pay an application fee.

The post-independence citizenship law is an interesting example of the asymmetry we spoke of earlier. Applicants, whether male or female qualify under Section 6 of the Citizenship of Saint Lucia Act. The application fee is applicable to all applicants, whether male or female. However, if the applicant is male, he must be resident in Saint Lucia at the time of application.

Apart from this immediate citizenship by marriage, regular naturalization requires seven years residence in Saint Lucia.

### **Uruguay — A Government Sponsored Second Passport Program**

International Security Services, consultants in security matters and advisor to many governments worldwide, is screening investors for foreign investment in Uruguay. In appropriate cases the government would be prepared to grant



---

## How To Legally Obtain A Second Citizenship And Passport — And Why You Want To

128

passports, residency, and eventually citizenship, if the applicant purchases a ten-year interest-bearing government bond.

Uruguay has a population of about 3 million and the size is approximately 69,000 square miles, about the size of England and Wales, or Greece. It is one of the most stable countries in South America, and is a democracy with a liberal political regime.

It has a good climate, very beautiful scenery, and is the playground of wealthy Argentineans and Brazilians.

There is no personal income tax or capital gains tax. It has always been a good country for setting up tax haven corporations and bank accounts, as it has complete secrecy, like Switzerland. There are no currency restrictions.

The government would welcome foreign investors in banking and financial services, and there are many other business opportunities. Property is currently inexpensive.

The government of Uruguay is looking for bona-fide applications from the worldwide business community. In order to qualify for residency, a passport, and citizenship if desired, the applicant would have to buy a Uruguay government bond for \$70,000 (U.S. dollars). Additional family members require a \$10,000 Uruguayan government bond. The bonds pay 6.5% per annum, payable each year. The bonds are guaranteed by the Central Bank of Uruguay. At the end of ten years the bond is redeemable for the original capital, plus ten-year growth. The passport is permanent.

Applicants (and family members if appropriate) require the following documentation:

- Certified copy of birth certificate;
- Marriage certificate;
- Health certificate for all family members showing that they are in good health and do not suffer from any communicable diseases;

---

*Chapter 14*  
*Practical Second Nationalities For Americans*  
*— And How To Acquire Them*

129

- Professional reference from lawyer, minister of religion, or doctor, showing that they are respected members of the community;
- Bank reference;
- Police reference stating that they are respected members of the community, have no police record, and are not on any wanted list;
- Six passport photos, with negatives.

The whole transaction is handled through International Security Services, with the co-operation of the local Uruguayan consulate and their appointed legal representative. Currently most applications are being processed through London.

The total fees for disbursements, lawyers, preparation of government documentation, security and background checks, etc. are approximately \$55,000 to \$60,000, in addition to the \$70,000 cost of the bond. The yield and growth from the bond will in fact repay all fees.

Therefore, the applicant acquires a passport that is universally recognized and which over the ten year period will have cost nothing. In addition, as the passport is universally recognized, visas will not be needed for most countries, with the major exceptions being France and the U.S.A., who require visas from nearly everyone.

Money is placed in escrow while the application is pending. Once all references have been cleared by International Security Services the applicant will be contacted and arrangements for purchase of the bond will be made at the Uruguayan Consulate. On the day the government bond is purchased the applicant/investor immediately gets a permanent residency certificate giving him the right to maintain a residence and business in Uruguay. Approximately 15 days after all the documents are lodged the applicant will get a passport and

## **How To Legally Obtain A Second Citizenship And Passport — And Why You Want To**

130

identity card. The residency and passport are permanent. If citizenship is desired, it can be had in approximately five to six months. Dual nationality is acceptable.

If, when International Security Services checks the documentation, it determines that the applicant would not qualify, then all money held by the escrow agent will be returned to the client except for a \$1,000 handling fee.

To get information on this program, you should get in touch directly with International Security Services, Attn: Uruguayan Investor Program, 27 Old Gloucester Street, London WC1N 3XX, Great Britain. They can also be reached by fax at (44) 71 831 9489; Attn: Uruguayan Investor Program. It is best to give them some general information about yourself in your initial inquiry.

As we go to press, it appears very likely that the Uruguay government is going to enact an additional investor passport program, which will allow a person investing \$100,000 into real estate in Uruguay to obtain instant citizenship. Information will be available from the same source cited above for the residence passport.

### **Opportunities in Eastern Europe and Former Soviet Republics**

The most complicated laws on nationality are those of Russia, the Baltic Republics, other newly independent countries of the former Soviet Union, and Eastern Europe. And these laws are changing rapidly, as many of the countries are seeking ways to restore citizenship to those who lost it under the Communists and their descendants. So if your ethnic heritage includes ancestors from one of these countries, some first-hand research is in order. The situation is changing too fast for any

*Chapter 14*  
*Practical Second Nationalities For Americans*  
*— And How To Acquire Them*

131

book to be meaningful for long. You won't be alone in your inquiry — the embassies of these countries are being flooded with inquiries from former citizens and their children.

The new laws in these countries range from restrictive to extremely liberal. Estonia has excluded over half of its existing population from citizenship. Lithuania granted automatic citizenship to anyone who lived in the country during 1989 and 1990. Ukraine gave citizenship to everybody who lived in the country on the date of independence.



## About the Author

Adam Starchild can occasionally be persuaded to take time off from his private entrepreneurial activities to write. During these interludes he has written over a dozen published books and hundreds of magazine articles, primarily on international business and legal strategies. His articles have appeared in wide range of publications around the world, including *Business Opportunities Journal*, *Euromoney*, *International Living*, *The Futurist*, *Tax Planning International*, *Trusts & Estates*, and many more.

BOSTON PUBLIC LIBRARY  
3 9999 03717 353 9





An American citizenship and passport are two of the most highly-prized possessions a person can have — but there are distinct legal and financial advantages to having a *second* citizenship and passport. Author Adam Starchild explains the reasons and methods for acquiring both, in his highly-informative *How To Legally Obtain A Second Citizenship And Passport — And Why You Want To*.

This book succinctly details:

- A brief history of passports and nationality
- How nationality is acquired
- The advantages and disadvantages of multiple nationalities
- How a second passport can be obtained
- Prerequisites for acquiring second citizenships and passports from *twenty-eight* potential sources

and many other areas of interest, including expatriation, U.S. laws regarding dual nationality, American tax exiles, rights of refugees, extradition, renunciation of U.S. citizenship, and much more!

No one wants to be a man (or woman) without a country. But now you can expand your horizons and increase your options by discovering *How To Legally Obtain A Second Citizenship And Passport — And Why You Want To*.

ISBN 1-55950-111-1



9 781559 501118

---

# **REBORN OVERSEAS**

---

Identity Building  
— in —  
Europe, Australia  
and New Zealand

**Trent Sands**

Part F is made up of the five by the same

name – I should have kept this book (2LAP).

It was the Shaker (LAP) – the detail

of what I saw when I beat over it and

made sure that book is the story of the person

of the Shaker book (LAP) – the detail (LAP)

will be the book.

Some of the best of the book are the

entirely new and the most of the English

speaking. It is the only one of the most

readable and as far as I know, it is the only

one that is not just a collection of my own

private thoughts and what I really care. Who

reads it will find it one of the most useful

of the kind. It is the only one of the kind

that is not just a collection of my own

private thoughts and what I really care. Who

reads it will find it one of the most useful

of the kind. Who reads it?

"The book is a collection of my own

private thoughts and what I really care. Who

reads it will find it one of the most useful

of the kind. Who reads it? (LAP)

of the kind. Who reads it?

of the kind.

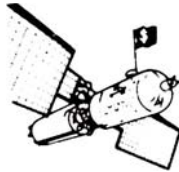
---

# REBORN OVERSEAS

---

Identity Building  
— in —  
Europe, Australia  
And New Zealand

**Trent Sands**



**Loompanics Unlimited  
Port Townsend, Washington**

## DISCLAIMER

This book in no way condones illegal activity! It is *your* responsibility to determine the legality of your actions. Further, because we have no control over the workmanship, materials, tools, methods, or testing procedures employed, we hereby disclaim any responsibility for consequences resulting from the fabrication or compounding of any item described in this book. We cannot and will not accept any responsibility for this information and its subsequent use. This book is sold for informational purposes only!

Thanks to A.B. in Australia.

## REBORN OVERSEAS

**Identity Building in Europe, Australia and New Zealand**

© 1991 by Loompanics Unlimited

Printed in USA

All rights reserved. No part of this book may be reproduced or stored in any form whatsoever without the prior written consent of the publisher. Reviews may quote brief passages without the written consent of the publisher as long as proper credit is given.

***Published by:***

Loompanics Unlimited

PO Box 1197

Port Townsend, WA 98368

Loompanics Unlimited is a division of Loompanics Enterprises, Inc.

**ISBN 1-55950-061-1**

**Library of Congress Catalog Card Number 90-064228**

# CONTENTS

<b>Part I: Reborn In Europe</b> .....	1
1. The European Opportunity .....	3
2. Flowchart For A British Identity .....	7
3. Laying The Groundwork .....	9
4. Filling Out The I.D. ....	15
5. Completing The Basic Identity .....	19
6. Employment, Education, And Credit .....	23
7. The British European .....	27
<b>Part II: Reborn In Australia And New Zealand</b> .....	29
1. The Australian Opportunity .....	31
2. Flowchart For An Australian Identity .....	35
3. Australian Birth Certificates .....	37
4. Supporting I.D. In Australia .....	43
5. The Australian Drivers License .....	47

6.	The Tax File Number .....	49
7.	The Australian Passport .....	57
8.	Employment, Banking And Credit .....	65
9.	Identification In New Zealand .....	69
10.	Government Information On New Zealand.....	71
	Appendices:	
	1) Important Addresses .....	111
	2) Recommended Reading .....	115

**PART I:  
REBORN  
IN EUROPE**



Digitized by the Internet Archive  
in 2022 with funding from  
Kahle/Austin Foundation

<https://archive.org/details/rebornoverseasid0000sand>

- 1 -

## **THE EUROPEAN OPPORTUNITY**

Europe offers many attractions for the American new identity seeker. Opportunities have expanded greatly for new identity seekers in Europe because of the rapid integration of all member nations of the European Economic Community, or Common Market. The process will be complete in 1992. However, the relevant issues to the new identity seeker are the new Community-wide laws on employment and immigration. These laws allow citizens of one member nation to relocate to another nation of the community with a minimum of fuss. Each separate nation's immigration formalities must be complied with, but in actual practice the process is almost automatic. For example, a Frenchman wanting to live and work in West Germany would simply find a job in West Germany and then apply for a work permit and resident identity card after his arrival. After a brief check to ensure that our Frenchman had not been previously deported from

#### 4 REBORN OVERSEAS

Germany and was not wanted by the police, his new German identity documents would be issued.

Clearly, for the American wishing to live and work anywhere in the EEC nations, the key question is where do you penetrate the system initially to acquire your “citizenship?” After this new identity has been created and hardened, you can then proceed on your way to the nation of your choice. The best choice for most Americans would be the United Kingdom, for a variety of reasons. The first is language. Unless you are fluent in French or German, etc., trying to create a believable long-term identity will not work. The second reason that a British identity is the best way to begin is that the British culture is readily assimilable by the American as he seeks to “become” an Englishman. Thirdly, the British procedures for the issuance of such things as birth certificates, etc., are often similar to, and just as sloppy, as the ones here in the United States.

This book will show you step by step how to create a complete British background and identity that will withstand scrutiny. It will also allow you to utilize parts of your American background to your advantage should you desire to do so. The most important fundamental difference between creating a new identity in the U.S.A. and in the United Kingdom is that in the latter case you must approach the process in terms of creating an entire British background. In short, when you are finished, you should be able to convince another Britisher that you are now one of them.

## **Common Market Nations**

United Kingdom

France

West Germany

Italy

Ireland

Denmark

Netherlands

Belgium

Luxembourg

Spain

Greece

Portugal



- 2 -

## **FLOWCHART FOR A BRITISH IDENTITY**

### **Steps to Accomplish in the United States:**

Open up a British mail forwarding account  
Search British newspapers for deceased child  
Obtain deceased child's birth certificate  
Apply for British provisional drivers license  
Apply for British medical card  
Apply for electoral enrollment card  
While waiting for I.D. to come, study up on England  
Create an employer front

### **Steps to Accomplish in the United Kingdom:**

Open a British bank account  
Obtain British visitors passport  
Obtain full British drivers license  
Apply for credit cards



- 3 -  
**LAYING  
THE  
GROUNDWORK**

We will assume that you are going to create your British identity while you are still here in the United States, and when you are able to go to England you will be in a position to start your life as an Englishman.

The first step is to arrange a mailing address for the “new you” in Britain. This address will become the home and phone number for the new person we will create. To do this, you will need to go to a larger public library or university library that has phone books from other countries. Nearly always, you will find a London telephone directory, and sometimes ones from other large British cities. Go to the listings for mailing services/answering services and write down the names and addresses. You will then write to these services requesting information on mail forwarding and possibly telephone message services. Your cover story in the



letter will be that your parents are British and you have lived overseas and may be returning to England with your family in the future. This ensures no questions will be asked later on when you start receiving mail under more than one name at the service. Of course, the name you will give when opening the service is false.

Once this has been done, you can then acquire your British birth certificate. As usual in identity changing, there are two ways to go about this. The first method is to use the birth record of a dead child. The advantages here are that the birth record is legitimate, should anyone ever wish to check on it, and you need not counterfeit any documents. The second method is to order a real birth certificate of anyone born about the same year you were, then to create a blank certificate, and then insert the particulars of your choice. The advantages of this method are that you can choose any name you want, and secondly, British birth documents are standardized, and any willing printer, or motivated individual can make up his own. If you go this route, you will want to consult the book *Document Preparation*, listed in the Recommended Reading.

We should discuss British identification before we discuss the actual mechanics of ordering the birth certificate. In Britain, as in Canada, birth certificates are considered a form of identification. This contrasts to the United States, where birth records are only used as "breeder" documents that allow for the issuance of cards that function as operational identification. Another important consideration is that in Britain, photocopies, whether certified or not, do not have any legal status as identification. One must always present an original document. British birth certificates are about six inches by six inches, and have a seal on them. The short form,

which is the one most people carry on their person, only contains their name, date of birth, city and district of birth. At the bottom is a declaration and signature from the issuing officer. All certificates issued in England are pink in color, while all from Scotland are green in color. Otherwise, the format of both is identical.

In Britain there is no "original" of the birth record. Birth records are kept on a district or borough basis in every city. If a person was born in the Hounslow district of London on a certain date, a registry book for that date will contain the place of birth, date of birth, name of the newborn, and the parents' names. When a certificate is issued, this registry is consulted, and then the clerk types up the form which is then signed and given to you, or mailed out. If you want an authentic birth certificate of a child who died at a young age, you would consult the major London newspapers for fatal accidents years ago that involved children that would be close to your age now. Most major libraries will have microfiche editions of older London papers. *Do not* under any circumstance, use children who died in major disasters. Odds are very high that other identity changers have used these identities. If the newspaper account gives you the name of the child, his parents' names, his birthdate, and the district of birth, you can write for the birth certificate. If you cannot get this much information from the newspaper, request the death certificate first. The newspaper account will give the borough that the death occurred in. You will then write to the registrar in this borough for the death record. You can get the various addresses of different district registrars by looking in the London telephone book, or by asking your London mailing service. Once you have the death record, you can then request the birth certificate.

Birth records are available either at the district office for the borough where it occurred, or through a central office that will then contact the district office to get the record. Applying at the local office requires much less information. But if you have gotten hold of the death certificate, you will have enough information to apply at the central office. When you correspond with the registrar, you will do it through your mailing service. The addresses of the central birth records offices for England, Wales, Scotland, and Ulster are shown at the end of this chapter.

The other method of using a bogus certificate will require less waiting and letter writing. Go to a back edition of any London newspaper and read the birth announcements for children born about when you were. The announcement will have all of the information you need. Send a letter, with the fee, again forwarded through your London mailing address, to the district registrar where the birth occurred. Your certificate will be sent out shortly. When it arrives you can use the methods outlined in the aforementioned *Document Preparation* to alter it. You would then sit down and decide on the personal particulars of who you want to become.

The nucleus of your British identity has now been created. Your birth certificate and mailing address and message telephone number will now allow you to proceed to the next step of filling out the new identity. The best aspect of this is that it can all be done while you are still in the United States.

## **Central Birth Record Offices in Britain**

### **FOR ENGLAND AND WALES:**

General Register Office  
St. Catherines House, 10 Kingsway  
London, England, WC2b-6JP  
Great Britain

### **FOR SCOTLAND:**

General Register Office for Scotland  
New Register House, Princes Street  
Edinburgh, Scotland, EH1-3YT

### **FOR ULSTER:**

Register General  
Oxford House, 49/55 Chichester Street  
Belfast, Northern Ireland, BT14HL



- 4 -

## **FILLING OUT THE I.D.**

A complete set of British identification would consist of a driving license, medical identity card, electoral enrollment card, birth certificate, bank card and passport. All of these, except the last two, can be obtained while you remain in the United States. The first one to get is a provisional driving license. This provisional license has the same force as identification as a full license. Neither license has a photograph on it. The holder of a provisional license must only drive when accompanied by a fully licensed driver and display special vehicle plates on the car. You do not have to take any written test to get the provisional license. You apply for it through the mail. An application for the license is available at any large post office. Your London mailing service can arrange to send you the application. You do not have to enclose any identification with the application. Simply fill out the application with the particulars of your

new identity, along with the address/phone of your mailing service. You will answer “no” to all questions about previous licenses. You will send the completed application, along with the fee, to the First Application Department at the licensing center. Within six weeks your license will be issued. You should also ask that a copy of the British “Highway Code” be sent as well. You can study this before you go to Britain. Once you have arrived in Britain, I suggest you rent a car for a week so you can learn to drive on the left side of the road properly. Then go in for the driving test. You take the driving test first, and then if you pass it, the written test. You then send in a form for your permanent license, which comes a few weeks later. The key point here is that you will have in your possession a British provisional driving license before you step off the plane in England.

The next piece of identification to get is a British National Health Service Identity Card. This card entitles the holder to free medical care. It is an excellent piece of identification. It has the doctor’s name and address on it, along with the name and address of the patient, and a National Health Service number. This card can also be obtained through the mail. Consult the London telephone book for family doctors. Call the doctor’s office and find out if he is accepting new patients. If he is, ask the receptionist to send an enrollment form for a medical card, saying you do not have one, and that it is difficult for you to get into the office. When you get the application, answer “no” to all pertinent medical questions, giving your return address as that of the mailing service. Your card will arrive in a few weeks.

The next piece of identification to get is an electoral entitlement card. This card says that you are entitled to vote. Its real importance is much greater, however. Many credit

companies automatically check the electoral register to confirm credit applications. So, by being on the register before you go to Britain, it will be easier for you to establish credit and get credit cards immediately after your arrival. The reason credit companies use the electoral register is because it is a computerized system that provides a cheap and quick way to verify a person's address and name. The form you fill out is short and easy, and once again your mail service address is the one you provide on the form. The electoral register address is provided in Appendix One.

The other supportive identification you can get before coming to England would be a library card and a union card. A library card application can be gotten over the telephone with the excuse that you are bedridden, and a union card application can be had by saying you are currently laid off or "on the dole" as the British say, and would like to join, and ask if they would mail an application. Phone numbers can be found in the London telephone book. Upon your arrival in Britain, you would have the following identification:

- British Birth Certificate
- British Provisional Drivers License
- British Medical Identity Card
- British Electoral Card
- Library Card
- Union Card.





- 5 -

## **COMPLETING THE BASIC IDENTITY**

We have created the essentials of your new British identity. The next phase can be done once you arrive in Britain. But before you arrive, you must first do a lot of preparation. After you leave the airport, you want anyone speaking with you to believe you are British. This will require some background work on your part. When you do go to Britain, a week before you leave, have all of your new British identification sent to your mailing service by registered mail. Never, ever, cross a border with more than one set of identification.

The first step of your conversion to becoming British is to become familiar with the British Isles. This you can do by two avenues. First, read encyclopedia articles about Britain and London, and on the city you have selected to live in. An excellent reference book called the *United Kingdom Handbook* is printed each year by the British government and is

available in most larger libraries. This book provides an excellent overview and understanding of life in Britain. You should also purchase a road map and tourist guide of London, or whatever city you are going to. Spend days becoming totally familiar with the layout of the city, what the different districts are called, etc. Also make a habit of reading the major London newspapers once a week. Many newsstands in larger U.S. cities carry one of the Sunday London papers, or you can find it at the library. Read it. This will expose you to current British events and British attitudes.

The next task is to develop your accent. The accent most Americans call an "English" accent is what is known as the "Queen's" English. Just as in America, there are regional accents in Britain. I suggest that the reader develop the "Queen's" English accent. I recommend this accent because it is readily available to the American identity changer, and the one he can most easily imitate. To get a believable British accent you need to hear it as often as possible, and spend time imitating the sounds. I suggest you purchase a cheap short-wave radio and start listening to the British Broadcasting Corporation, or BBC. Also learn to listen for slang terms, and the different phraseology. Most libraries have books about British English: read one. If you make a good, consistent effort over a month or two to develop a good English accent and British background, you will be surprised at how authentic you will be. After you arrive in England, spend a few days in a British pub listening to the locals before you go to complete the rest of your identity package. Also, spend some time becoming familiar with the money and coinage, because your next step will be the bank.

British banks operate much like the ones here. Most British banks offer what is known as a "cheque card" which

automatically guarantees payment of checks up to a certain amount. This check card is considered as good as a piece of identification as a credit card is in the United States. Pick a bank that offers both savings and checking accounts. Go in with about £400 in British money. Tell the branch manager you have been working abroad in the U.S.A. for a few years and are returning to England. The formalities will be over in five minutes, and within two weeks your check book and check card will be at your mailing service address. I will address the subject of credit later on when we deal with employment.

The next piece of British identification you will want to get is a British Visitors Passport. Note that this is not the full-blown United Kingdom Passport. A British Visitors Passport is much easier to get because it only allows for travel to certain nations, and it is only valid for one year. To get a British Visitors Passport, you go to a main post office and apply in person. You do not need any reference, and the passport application is processed by the post office on the spot. This document will allow you to travel to most nations in Europe, and to Canada. So, if you wanted to return to the United States, as the new "British" you, you would fly to Canada first, and then cross the border by car. If you have prepared carefully, then getting the visitor's passport is easy. Have your mailing service get an application for you before you arrive in England. It is very simple, and the only proof of identity you need is your birth certificate or Medical Health Service Card from your doctor. This is excellent if you have chosen to "create" your own British identity. You should only apply for a full United Kingdom Passport after you have been in Britain for a year, and have had a chance to meet someone who can act as a reference for you.

## 22 REBORN OVERSEAS

Your essential British identity is now complete. You have a British Passport to travel on, a British Driving License, Medical Card, and other identification. We must now move to the next phase, which is to allow you to become a viable member of British society. This encompasses work, education and credit.

- 6 -

## **EMPLOYMENT, EDUCATION AND CREDIT**

Your employment in Britain will be easy to accomplish if the groundwork is laid first. If you are looking for relatively low level work, you will need to create an employment reference. This can be done by retaining a secretarial service. These services will rent you a telephone number and business address. Consult the phone book for one. You would create a false company name at this address and use it as a reference. Your claimed job would be similar to what you would like to do in the future. When a prospective employer would call and ask for the supervisor, the answering service would answer that he is out, but they would take a message. You would then call back saying you were the supervisor and give an excellent report on yourself. More on this can be found in my *Reborn In the U.S.A., Expanded Second Edition*. A problem comes up if you are qualified to do work that requires professional qualifications. But there are solutions to this problem.

Let us say, for example, that you are an engineer, and you would like to work in engineering after your arrival in Britain. You could accomplish this by one of two methods. The first method would be to locate one of the many unaccredited universities in the United States that operate just inside the legal requirements. You would purchase the necessary degree, complete with transcripts. Make sure that this University will verify student degrees. Upon arrival in England you would create an employer front as mentioned before, but your job would be that of an engineer. You would then apply to write the engineer's exam in England to become licensed. After that, you could apply to a British engineering firm to work. The second method is the one I prefer because it allows you to obtain a legitimate British degree. In Britain, you are awarded a university degree based on your ability to pass a set of comprehensive examinations in your field after having studied the courses. If a person can pass the examination without attending classes, the result is the same.

You can accomplish this by registering with what is called the "Open University." They will send you the engineering courses one at a time by mail. As you finish various blocks of the course, you write the comprehensive exams. Another alternative is to use one of the many private companies that will sell you the same syllabus for less money. The advantage is that you could go as fast as you want. When you are done, you would register at the university of your choice as an external student, and then write the exams when they are given. Another variant on the other method would be to use your bogus degree to get into a Master's or Ph.D. program at a British university. You would receive a living stipend and acquire a legitimate higher degree.

Getting credit is easy in Britain, once the groundwork has been laid. You should apply for an access, which is a Mastercard or Visa card, where you bank. Your employer will be the company reference we created before. You will set salary and years employed all to your advantage. The bank will check to see if you are on the electoral register, verify your bank account status with them, and then issue the card. Later on, you can apply for other loans.

Renting an apartment and getting telephone service is also easy. Your employer front will be your reference with both. The next chapter explains how you can live in other European nations with your British identification.





- 7 -

## **THE BRITISH EUROPEAN**

Citizens of one Common Market country have the right to live and work in another. Once your British identity has been established, and you have obtained at least a British Visitors Passport, you are ready to move to the Common Market country of your choice. The best way to explain this is to illustrate an example. Let us say you are interested in moving to West Germany. As a British citizen you are free to travel to Germany to look for a job. Once you found employment, you would go to the German immigration department and apply for a residence permit. This will automatically be issued after a quick criminal background check. Once you have this residence permit, you can then go to a police station and get a German National Identity Card. You would then get a German Medical Card and exchange your British driving license for a German one.

Professional licenses and educational degrees are also recognized across the borders.

**IT REALLY IS THAT SIMPLE!**



**PART II:  
REBORN IN AUSTRALIA  
AND  
NEW ZEALAND**



- 1 -

## **THE AUSTRALIAN OPPORTUNITY**

Australia offers a lot of opportunity for an American who wants to make a fresh start. For the general laborer, Australia is excellent because strong unions make wages for these types of jobs almost twice what they are in the United States. Socialized medical care and excellent unemployment benefits make life easier even for those who do fall upon hard times. The person who is looking to start a small business will find Australia an attractive place to start. New investment, particularly from Japan and Hong Kong, is creating new markets.

Another attractive factor about Australia is that, although the nation's population is only 17 million, most Australians live in a few large metropolitan cities: Sydney, Melbourne, Adelaide, Perth or Brisbane. This concentration of the population in a few main areas is perfect for the new identity seeker because it allows you to become anonymous soon after arrival.

Also, in these regions, there is an abundance of industry and jobs of all kinds. Australians tend in some ways to be like Americans twenty years ago. If a person shows up at a job site ready to work and has a good attitude, you will usually be hired and allowed to prove yourself through your work.

Australia is organized into states, with the Australian Federal Government being located in the city of Canberra. There are six states plus two territories. As in the United States, state governments will issue most of your identity documents. In Australia, state governments issue birth certificates, drivers licenses, vehicle registrations and voter cards. The Australian Federal Government issues the tax file number, similar to the U.S. Social Security number, and your Passport. The currency unit of Australia is the Australian dollar, and the banking and credit system is not that different from the American one.

If you are going to make a new identity work for yourself in Australia, it is vital that you do a lot of homework first. Becoming a believable Australian is possible if you are willing to invest the time in it. First, I recommend that you purchase a short-wave radio and start listening to the overseas broadcast of the Australian Broadcasting Corporation. An Australian accent *is not* a British accent even though they are similar. Second, start reading an Australian newspaper once a week. Find a news agent who specializes in foreign newspapers and start reading the weekend editions of the *Sydney Herald* and the *Weekend Australian*. Supplement this reading with background articles from encyclopedias on Australia and each of its constituent states. I suggest you plan on beginning your new life in Australia in either Sydney or Melbourne. These cities are best because they are the largest and are the easiest cities for you to get information on. You should also invest

in a street map of the city and also purchase the Berlitz Transit guide for Sydney or Melbourne. Pin the map up on the wall and, as you read through the Berlitz city guide, locate on the map various places mentioned. I also suggest that later on you rent a “vacation video” of these cities. This way you know what to expect upon your arrival. Finally, purchase or find at the library a book on the history of Australia. You may feel that this is overkill, but I can assure you that once you have done all of this, you will have so enmeshed yourself in Australian life that you will be able to convince another Australian that you are an Australian as well. As usual, the starting point is obtaining an Australian birth record.





- 2 -

## **FLOWCHART FOR AN AUSTRALIAN IDENTITY**

### **While remaining in the U.S.A.:**

Arrange an Australian mail forwarding address  
Research and obtain an Australian birth certificate  
Acquire background knowledge on Australia and  
an Australian accent  
Obtain Australian Medicare Card  
Obtain Australian electoral enrollment card  
Obtain Australian library card

### **After arrival in Australia:**

Obtain Australian learners driving license  
Apply for a tax file number  
Open bank checking and savings accounts

## 36 REBORN OVERSEAS

Set up employer front and obtain gainful employment

Apply for credit cards three months later

Apply for Australian passport six months later

- 3 -

## **AUSTRALIAN BIRTH CERTIFICATES**

You have two options for obtaining your Australian birth certificate. You can either find one of a real deceased child or young teenager, or you can create your own. Either method will work. Using a real birth record does have some advantages, because should anyone ever wish to check the actual register of births, your birth will be listed. I recommend that you use a real birth record if you are not a “typical” looking Australian. That is, if you are not white. Even though there are now over one million non-white Australians, attitudes are sufficiently conservative that you might encounter a bureaucrat or two who will want to check out your birth record if you are non-white. Another step you can take is to use the birth certificate of a person who was born far away in another state. It is very unlikely any bureaucrat will spend the time and expense of calling 2,000 miles away to Perth to verify a birth document.

At this point we should talk a little about cross-referencing of birth and death records in Australia. Remember that like in the United States, birth records are maintained by the state governments and not the Federal Government. The only real difference is that the Australian State Governments have centralized the record-keeping process in one vital records office. The reason for this is that, in any given Australian State, there are only a few million people at most in hundreds of thousands of square miles of territory. And most of these people live in or near the one major city. So one central state office is practical. When a child is born at a hospital in Australia, the hospital gets the name of the newborn from the parents. Then a form with the parents' names, date and place of birth, and the attending doctor is sent off to the birth register for that state. This information is then entered by hand into a huge book for that month that contains the official record of births. This book is called the "birth roll," and this is the legally binding evidence that a birth actually took place. This same information can also be placed into the computer, but the real record is what is listed on the birth roll. If the computerized file cannot find a birth record, then the birth roll is consulted.

Many U.S. states use a similar system. When a request for a birth document comes in, the birth roll is consulted. Then the clerk enters this data into a computer or typewriter and creates an official birth certificate. There is no "original" birth certificate. This is how the Australian system works. Cross-referencing is still not done, and if it ever is, it will only affect a small portion of the records. In reality cross-indexing is just not very practical. The easiest way around this is, just as in the U.S., to find an infant or teenager who was *born in one Australian state and who died in another*. When you order the

birth certificate, always order both the certified complete copy and the extract copy. This will give you the birthplaces of the parents as well.

I must include this warning, and I can never repeat it often enough. Most false identity books tell you to find a well-known accident or catastrophe and use the name of one of the victims as your new identity. *Never, ever* do this. So many people will have previously requested these birth records that another request will most certainly arouse suspicion. Another problem is that, in all likelihood, someone else is now actively using this identity. *Do not* do this. It is a sure way to have a lot of nasty problems. This will require some effort on your part. You will have to go through some old microfiched editions of the Australian newspapers, usually available at a university library or major public library, to find the information you need. Once this is done you usually will need to get the death certificate first to get all of the information you need for the birth record.

As usual you would rent a mail-forwarding service in Australia for this purpose. You can find listings for these in the yellow pages of an Australian telephone book. You would arrange forwarding to your P.O. box in the United States. You would write for the death certificate using the name of the decedent's father or mother. It will probably take from between six to eight weeks before you get the death certificate. Going the counterfeit birth certificate route is much faster because you can just read through the birth notices of an old Sydney newspaper and pick at random a birth record. You would then request a copy of the birth certificate. Once it had arrived, you could then go to a printer and have a blank one made, or do it yourself pretty easily. If you do it yourself, you will want to consult the book *Document Preparation* by

C.W.I. of Technology Group. The advantages here are that you could even use your own name and birthdate, if you want, and truly “become” an Australian. Subject to the warning given earlier, either method will work. A listing of all Australian State vital records offices is given at the end of this chapter.

A third option, if you are concerned at all about someone cross-referencing your birth record with a death record but you wish to use a real identity, is to use the birth record of a British citizen who died in Australia, or vice versa. There are millions of British-born Australians. Once you found one, you could write for the death certificate as before. With this date, you would then write to the birth registrar in Britain for the birth certificate. Once this was done, you could request a copy of your “parents” immigration forms to Australia. With these you could then obtain an Australian Passport. If you use this method, you must absolutely find a child who *was not* issued a passport in his name. This is because people often have passports canceled when someone dies.

## **Vital Records Offices in Australia**

### **SOUTH AUSTRALIA:**

Principal Registrar  
Box 1351 “H” GPO  
5001 Adelaide, South Australia

### **NEW SOUTH WALES:**

The Registrar General  
Prince Albert Drive  
2000 Sydney, New South Wales

**QUEENSLAND:**

The Registrar General  
Treasury Building  
400 Brisbane B-7, Queensland

**WESTERN AUSTRALIA:**

The Registrar General  
22 St. George's Terrace  
6000 Perth, Western Australia

**VICTORIA:**

Government Statistics  
295 Queen Street  
300 Melbourne, Victoria

**TASMANIA:**

Registrar General  
Box 875, GPO "J"  
7001 Hobart, Tasmania

**AUSTRALIAN CAPITAL TERRITORY:**

Registrar General  
P.O. Box 1515  
Canberra, ACT 2600

**NORTHERN TERRITORY:**

Registrar General  
P.O. Box 367  
Darwin 5794 N.T.





- 4 -

## **SUPPORTING I.D. IN AUSTRALIA**

No person carries only a birth certificate and nothing else. Supportive identification is identification that on its own cannot sustain a new identity but when combined with a birth certificate will be as good as gold. Most of your supportive identification can be obtained while you are still in the U.S.A.

The first piece of supportive identification to obtain is an Australian Medicare card. You would first write to the Medicare office requesting an application form, giving your mail forwarding service as the return address. The application will arrive in a few days. In Australia a person has two choices. Either you can use the government-run medicare system or you can use a private company. Private companies cost more, but you will get upgraded care at the hospital. We will go for the government-run plan because it allows you to obtain another piece of government-issued identification. The applica-

tion form is very short and simple. No background check is made on the information provided.

The application will request your name, age, and birthdate. It will ask for your telephone number; provide the message number at the mailing service. It will ask both your residential address and your mailing address. You will write, of course, that both are the same. The form will ask if you have had medicare coverage before. You will answer no. It will ask you if you are a permanent Australian resident, to which you will answer yes. You simply mail the form in and in a couple of weeks your card is sent.

The next piece of supportive identification to get is an electoral enrollment card. A few words about this first. In Australia it is a crime not to vote. The electoral enrollment list is frequently checked by credit card companies and other Government departments as proof of a person's residence and standing in the community. The penalty for non-voting makes this a very reliable source of data on an individual. The application form asks personal data on an individual, such as name, address, birthdate, occupation. It also requires you to have a witness who is eligible to vote in Australia sign the form. As a practical matter, you could pick a name out of the telephone book at random and use it. References on electoral enrollment applications are never checked out. You then send the form in to the nearest electoral registration office and your card will arrive in a few weeks.

The other piece of supportive identification to obtain is a library card. Consult the telephone book and write the main branch of the public library in your city. Tell them you find it difficult to get out of the house and ask if they could mail a library card application to you. This will be done. Of course, the return address you give is that of your Australian mailing

service. Some of the library cards are very good as “hard” pieces of identification.



- 5 -

## **THE AUSTRALIAN DRIVERS LICENSE**

You have now obtained all of the identification you can without actually going to Australia. You should now have an Australian birth certificate, medical card, electoral enrollment card, and library card. Two weeks before you depart for Australia, send these documents by registered mail to Australia. Never, ever cross an international border with more than one set of identity documents. You should now also have a good familiarity with Australia and have a passable accent. The next big hurdle is to get an Australian drivers license. The first license you will get is the learners license, which is similar to a learners permit in the U.S. To get the learners permit you must pass an exam on the Australian Highway Code. After your arrival in Australia, stop into a motor vehicle department office and pick up a copy of the highway code booklet. Study it over for the next few days while at the same time becoming intimately familiar with the area surrounding your mail-forwarding address.

Sit down with a piece of paper the night before and jot down the particulars of your new Australian identity. You should be able to recall it all from memory. Your cover story will be that you lived abroad and never got a driving license before. When you apply for the learners license, this is the only time you will go through the "identification process." Once you have the learners license, you are "in the system." After you have obtained your learners license, I suggest you contact a driving school in the area and arrange for a few lessons and take the test in their automobile. Driving on the left-hand side of the road presents enough difficulties for Americans that lack of formal lessons may very well cause you to flunk the road test. After your lessons, go in and take the road test. Within two weeks of your arrival in Australia you should have a full driving license.

- 6 -

## **THE TAX FILE NUMBER**

In the late 1980s, Australia went through a debate over the possibility of creating a national identity card for use within the country. The usual arguments were heard that it was needed so that the Federal Government could have an easy way to identify its citizens and lawfully-admitted permanent residents. However, much of the Australian public did not like the idea of a national identity document and, as a result, the legislation creating the "Australiacard" was defeated.

But the battle didn't end there. While the government backed-off from a national identity card, they instead instituted the Tax File Number, or TFN. Similar to the United States' Social Security number, the TFN is not a piece of photo I.D., but a number used primarily for taxation purposes. It is not a "person-number" because not everyone is required to have one. Also, there is no cross-referencing between births, deaths and TFN.

For the new identity seeker, the TFN has two important ramifications. First, you need one if you're going to get a job.



Your TFN is the same as your tax withholding account number. Every employer requires that you provide your TFN for tax withholding purposes. The second need is for banking. Your TFN is required to open any interest-bearing accounts.

There is a loophole in the TFN law. Because of the uproar over the Australiacard, you cannot be required to give your TFN. However, your income will be taxed at the highest rate (currently almost 50%) unless you provide the number. And the taxation happens at the source: your bank will withhold half of your interest payments, your employer will withhold half of your income, etc. If you don't mind giving up half of everything you earn, then you don't have to provide a TFN. However, you will draw much less attention to yourself if you get a TFN and use it.

## **Applying for the TFN**

The Tax File Number Application is shown on the next four pages. It's not too difficult to fill out. The last page shows the forms of I.D. that are acceptable proof of identity. These are fairly easy to get around. Three "category B" documents are acceptable proof of identity, and these include just about anything with your name on it: a bank statement, a college degree, a marriage certificate, a utility bill, etc. So you should be able to satisfy the requirements quite easily.

You must apply for your TFN in person, either at a Post Office or at a Tax Office. I recommend you go to a Post Office because TFNs are just a small part of their jobs and they are less likely to be picky about your I.D. — especially during the lunch-hour rush. The best time of the year to apply is right before taxes are due. Since the TFN is new, the

Australian Tax Office is swamped with TFN applications at the end of the fiscal year.

When you apply for your TFN, you must bring original documents as proof of your identity: copies are not accepted. The Postal worker must sight them and return them to you. It's best not to use fakes because it is so easy to obtain the documents they require.

Once you have a Tax File Number, you can go on to open bank accounts and apply for jobs. You can get jobs and bank accounts without a TFN if you tell them that you applied for one but haven't got it yet. However, if you don't have your TFN within 30 days, they will start withholding at the highest rate again.

Right now, the TFN is only required for a few activities. Like the Social Security number in the United States, that will probably change as people get used to the new number. More accounts will be keyed to the TFN, and more businesses will ask for it on applications. Now is the time to get in on the TFN bandwagon, while the I.D. requirements are so simple and the bureaucrats are too swamped to look very closely. Once you have your TFN, getting all sorts of other I.D. will be even easier than if they never introduced this number.



# Tax File Number application/enquiry (for individuals)

You should use this form if

- you have never had a Tax File Number
- you are not sure whether you have a Tax File Number or not
- you know you have a Tax File Number but cannot find it on any Tax papers you have

You can lodge this form either at a Taxation Office, your Tax Agent or an official Post Office.

The Tax Office will mail your Tax File Number to you

Please print neatly in ink and use **BLOCK LETTERS**

## 1 What is the Reason for your application

Please indicate the reason for your application for a tax file number by ticking one of the following boxes

- You need to provide your Tax File Number to your employer
- You need to provide your Tax File Number to receive Unemployment or Sickness Benefits
- You need to provide your Tax File Number to receive some other Social Security payment eg. Age Pension, Sole parent allowance
- You need to provide your Tax File Number to receive a Department of Veterans Affairs payment
- You will be making or receiving Prescribed Payments
- You will be making or receiving payments through the Child Support Agency
- You need to give your Tax File Number to a bank or other financial institution
- Other (state reason)

NAT 1472 6/97

TFN

2 Your full name Mr Mrs Miss Ms

Surname

Given names

3 Are you, or have you ever been known by any other names? (eg maiden name)

No  Go to 4

Yes  Give details (If you have had more than one previous name, please attach a piece of paper giving full details for each name.)

Surname

Given names

Reason for other name (tick one box only)

Maiden Name at birth  
Assumed Aboriginal or tribal  
Previous married or de facto

Other (specify)

4 Your date of birth

5 Your spouse's or partner's name

Surname

Given names

6 Your current postal address

Country State Postcode  
(if other than Australia)

7 Your current home address do not show a P.O. Box (if same as your postal address write 'as above')

Country State Postcode  
(if other than Australia)

Please print neatly in ink and use BLOCK LETTERS

8 Have you changed your postal address since you last dealt with the Tax Office?

No  Go to 9

Yes  Show the old address you had when you last dealt with the Tax Office.

\_\_\_\_\_

\_\_\_\_\_

Country (if other than Australia) \_\_\_\_\_

9 Have you changed your home address since you last dealt with the Tax Office?

No  Go to 10

Yes  Show the home address you had when you last dealt with the Tax Office.

\_\_\_\_\_

State \_\_\_\_\_ Postcode \_\_\_\_\_

Country (if other than Australia) \_\_\_\_\_

10 A phone number we can contact you on

(STD ) Home  
(STD ) Work

11 Have you ever lodged a tax return in Australia?

No  Go to 12

Yes  Office you sent your last tax return to

\_\_\_\_\_

Year you last lodged \_\_\_\_\_

12 Have you ever been given a Tax File Number?

No  Go to 15

Yes  Go to 13

13 Have you ever dealt with the Tax Office through a Tax Agent or Accountant?

No  Go to 15

Yes  Show the business name and postal address of the Tax Agent or Accountant

Business name \_\_\_\_\_

\_\_\_\_\_

Postal address \_\_\_\_\_

\_\_\_\_\_

State \_\_\_\_\_ Postcode \_\_\_\_\_

14 Are you still a client of this Tax Agent or Accountant?

No  Go to 15

Yes  Go to 15

15 What to do now

Complete the table at Question 16 showing details of the documents you are providing for proof of identity. The list of acceptable documents are on the back of this form. For example if you are providing a passport and a birth certificate, the table would be completed as follows:

POI Type	Document Number (if applicable)	Place of issue	Date of issue
1	123432	Canberra	31 07 90
9	654824	Canberra	22 09 85

16 Proof of Identity document details

If this table is not completed, this application will be returned to you. A Tax File Number cannot be allocated if proof of identity documents are not provided.

POI Type	Document Number	Place of issue	Date of issue

NOW Go to 17 

## 54 RETURN OVERSEAS

### 17 Declaration

I declare that the information I have given on this form is complete and correct.

Your  
signature

Date

Please note: There are penalties for deliberately making a false or misleading statement.

### 18 Are you a Recipient of a Social Security or Veterans' Affairs payment/s? If so, read on.

To obtain a payment from the Department of Social Security or Veterans' Affairs you must either provide your Tax File Number or sign the authorisation below. If you sign the authorisation, the Tax Office will provide your Tax File Number both to you and to the agency which makes your payment. This will allow your claim for pension or benefit to continue.

#### Authorisation to Transfer Tax File Number

I authorise the Taxation Office to send my Tax File Number to the: (cross out whichever does not apply).

Department of Social Security

Department of Veterans' Affairs

Your Pension or  
Benefit Ref  
Number

Your signature

Date

### Where to take your completed form

Take your completed form and your proof of identity documents to the Taxation Office, an official and registered Tax Agent or an official Post Office. An officer will examine the documents, then hand them back to you. Your Tax Agent or the Post Office will send this form to the Taxation Office who will mail your Tax File Number to you within 28 days.

If you have difficulty in personally taking this form to the Taxation Office, your Tax Agent or an official Post Office, or you do not have enough proof of identity documents, ring your local Taxation Office for advice.

#### Tax Agent Use Only

##### Tax Agent Certification

Where PO documents have been signed certified by a Tax Agent, the Tax Agent must complete this certification.

Where the agent is a partner or director of a partnership or company, this certificate must be signed in the name of the partnership or company, in the case of a partnership or company, and that person's signature must also be appended.

I hereby certify that I have signed the documents listed above for the taxpayer whose signature appears above.

Tax Agent  
Name

Tax Agent  
Signature

Agent  
Reference No

Contact

Agent's  
Phone No.

Date

#### AustraliaPost/Tax Office Use Only


Examining Officer's name

Examining Officer's signature

Office Stamp

Date

#### Privacy of Information

The information on this form is required by Commonwealth Law for taxation and income-related purposes. The Taxation Office is very careful to protect the privacy of individuals. Some information may be given to certain people and bodies as described in Commonwealth laws. For more details see the Tax Office's pamphlet: 'Safeguarding Your Privacy' 

### Documents you will need

You will need to **prove your identity** before the Taxation Office can give you a Tax File Number. When you lodge this form you must provide **original** documents, not photocopies, from the list of Category A and B documents below.

You must provide

2 different category A documents **AA**

or

1 category A document **A**  
plus 1 category B document **B**

or

3 different category B documents **BBB**

or

If you are **under 16**, you only need to provide **one** category A document or one category B document **A OR B**

If any of the documents are in a previous name you had, you must provide an additional document which shows how your name was changed (eg. a marriage certificate).

### Document List

#### Category A documents

- 1 Current full validity Australian passport
- 2 Current overseas passport with current entry permit
- 3 Certificate of Australian citizenship
- 4 Document of appointment of a Justice of the Peace
- 5 Australian Armed Services discharge documents
- 6 One of these
  - a a degree
  - b a school examination certificate
  - c a school examination report
  - d a tertiary student ID card with a photograph

that is less than 1 year old and issued from an Australian university, college or school.

- 7 Certificate of identity issued by the Department of Foreign Affairs and Trade
- 8 Certificate of descent issued by the Department of Immigration, Local Government and Ethnic Affairs or a Consulate

#### Category B documents

- 9 Australian birth certificate
- 10 Notice of Advice of Person, where name and address match those on the application form
- 11 Current photographic driver's licence, where name and address match those on the application form
- 12 Divorce papers, Decree Nisi or Decree Absolute
- 13 Current Commonwealth or State public service ID cards with photo and signature

### Category B documents (continued)

- 14 Australian marriage certificate
- 15 Adoption papers
- 16 Maintenance agreement registered with the Family or Magistrates Court
- 17 Declaratory Certificate of Australian Citizenship
- 18 Tradesman's Right certificate
- 19 Rates notices (where name and address match those on the application form)
- 20 Nurses Registration Board documents
- 21 Current medical contribution book provided membership is more than 12 months old (where name and address match those on the application form)
- 22 Title or deed in real estate or registered mortgage papers on a home or property
- 23 One of these
  - a a degree
  - b a school examination certificate
  - c a school examination report
 more than 1 year old from an Australian university, college or school
- 24 One of these
  - a a current home contents policy
  - b a current life insurance policy
  - c a current car insurance policy
 where name and address match those on the application form
- 25 A current international drivers permit with photograph
- 26 One of these
  - a a Bank account statement
  - b a Building Society statement
  - c a Credit Union account statement
  - d a Finance Company account statement
 which is less than twelve months old
- 27 No more than two different legal documents listed below
  - a summons
  - b bail paper
  - c restraining order
  - d police order
  - e discharge certificate from a prison
  - f care order
 which are less than twelve months old
- 28 Baptismal Certificate



- 7 -

## THE AUSTRALIAN PASSPORT

If you wish to travel anywhere but New Zealand, you will require an Australian passport. Australia requires that you appear in person when applying for a passport. The reason for this is that for years there were a lot of phony Australian passports in circulation. I should say, the passports were real, but the information provided on them was bogus, due to the bribery of some Australian passport office officials. It is crucial that before you apply for an Australian passport you have obtained *all* of the previous identification documents mentioned and that your Australian accent and manner be 100% believable.

The first consideration is where to apply. You will have a choice of applying at an Australian post office or at a Passport Office. I recommend you apply at the post office, for two reasons. The first is that you can make the process easier by going into this particular post office, say, three times a



week, always at the same time, to mail a few letters and to make small talk with a couple of the postal clerks. At the end of six months you will be a "regular" at this post office. The second reason is that at the post office your application will be handled by a postal clerk who could care less about passports. This, coupled with the fact that you are now a "regular" at this post office, ensures that your application passes muster.

The next consideration is that in Australia you must have a guarantor for your passport. This person must be an Australian citizen, have known you for at least one year, and be of certain professional qualification or hold certain government jobs. In fact, the senior man in charge of a post office can be your guarantor. If you pick a sufficiently small post office to become a regular at, your guarantor may be the person who handles the application! One warning, however. Most of the time guarantors are not contacted if a passport application seems in order. But the guarantor's existence and professional standing are checked against a professional society membership list. So *never* create a phoney guarantor. The easiest way to meet a suitable guarantor is to go to the doctor regularly, or to attend church on a regular basis and get to know a clergyman. Generally, one of these people will be willing to act as your guarantor after a few months.

When you apply for a passport you are required to present evidence of your identity and your entitlement to an Australian passport. If you have obtained an Australiacard and are using a phoney birth certificate, your application will go right through.

The presence of the Australiacard will eliminate any thought at all about the validity of your birth record. If you are using a real birth certificate, you can use any other piece

of identification as the backup. You must submit two photographs. After the clerk takes the application and certifies it, it is sent to a regional passport office for passport manufacture and for filing of the application. In a few weeks your passport will arrive. The key thing to remember with passports is that tens of thousands are issued all the time. If everything seems routine in the eyes of the postal clerk or passport office clerk, the passport is issued without any checking. If you prepare according to my instructions, you will have no trouble.

60 REBORN OVERSEAS



Department of Foreign Affairs and Trade

AUSTRALIAN PASSPORT APPLICATION

3573088 E

**TO GET A PASSPORT, YOU NEED TO:**

- Apply in person at a Post Office or Passport Office with a completed form
- Have someone else fill in the Proof of Identity Declaration on Page 3
- Show proof that you are an Australian citizen (see page 4)
- Show us documents which prove your name
- Give us 2 photographs (see page 4)
- Pay the fee (fee is subject to change)

**TELEPHONE INFORMATION SERVICE**

If you have any questions about how to get a passport telephone:

- SYDNEY 281 1133
- MELBOURNE 800 0344
- CANBERRA 257 6616

OR FROM ANY WHERE IN AUSTRALIA  
**(008) 026022** (toll free)

**IMPORTANT** If you are filling in this form for someone else, remember to show their details and not yours

**DETAILS ABOUT ADULT OR CHILD NEEDING A PASSPORT**

Have you been issued with or included in an Australian Passport or travel document since 1980?  Yes  No  If YES give details: Name: \_\_\_\_\_ Number: \_\_\_\_\_

Show this document if it is still valid when you lodge the application. If it has been lost, stolen or destroyed, obtain a Report of Loss form from a Post Office, complete it and give it to us with this application

Tick type of passport required:  Adult \$83 (32 page)  Adult \$116 (64 page)  Child \$34 (32 page)  Child \$58 (64 page)

**PLEASE USE BLOCK LETTERS EXCEPT FOR SIGNATURES**

Name to appear in passport

Family name \_\_\_\_\_ Given names \_\_\_\_\_ Post Office use

Name on full Birth Certificate

Family name \_\_\_\_\_ Given names \_\_\_\_\_

Name on Certificate of Citizenship (if applicable)

Family name \_\_\_\_\_ Given names \_\_\_\_\_

If the name to be shown on the new passport is different from the name shown on the document which proves you are an Australian citizen, you must show us other documents that explain the name change, for example a Marriage Certificate or a Deed Poll

Date of birth

Day: \_\_\_\_\_ Month: \_\_\_\_\_ Year: \_\_\_\_\_ Male or Female:  Male  Female Height (See scale on page 4): \_\_\_\_\_ cms

Place of birth

Suburb or Town or City: \_\_\_\_\_ Country (must be completed): \_\_\_\_\_ Show Country (see note below):  Yes  No

A country of birth need not be shown in your passport. However, some countries will not issue a visa in a passport which does not show country of birth.

Home address

No. \_\_\_\_\_ Street \_\_\_\_\_ STD \_\_\_\_\_ Home Telephone \_\_\_\_\_

Suburb or Town or City \_\_\_\_\_ Postcode \_\_\_\_\_ STD \_\_\_\_\_ Work Telephone \_\_\_\_\_

Mother's family name at her birth

Family name (s): \_\_\_\_\_ **NAME**

**LABELS**

- Write your name and home address on the address label (see opposite). Your passport will be sent to this address by certified mail.
- The person needing the passport must sign both blank signature labels (see opposite) using a ball point pen.
- If the person needing the passport is unable to sign, put a line through both signature labels only.

**ADDRESS**

\_\_\_\_\_  
\_\_\_\_\_  
**UNABLE TO SIGN**  
\_\_\_\_\_

Responsible Certifying Officer: \_\_\_\_\_ Date of birth of person applying: \_\_\_\_\_ Receipt Number: \_\_\_\_\_

**IN CASE OF EMERGENCY**

We need to know someone to contact in case of an emergency while you are overseas. This person should live in Australia.

Full name	Relationship	Home address
Home telephone	Work telephone	Mobile

**CITIZENSHIP OF ANOTHER COUNTRY**

If you are a citizen of another country, give details:

Country	Date of birth	How long in Australia
---------	---------------	-----------------------

**APPLICANT'S DECLARATION**

I declare that the statements made in this application are true and correct. I understand that details contained within this application may be passed to Commonwealth Government Authorities responsible for the management of the system for the supply of law enforcement agencies.

Signature: \_\_\_\_\_ Date: \_\_\_\_\_

**IF YOU ARE UNDER 18 YEARS THE FOLLOWING SECTION MUST ALSO BE COMPLETED**

**Marriage details (tick where applicable)**

Now married  Previously married  Never married

If you are now married or have been married, you do not need your parents or guardians' consent but you must show us your Marriage Certificate.

**Consent by parents or guardians**

If you have never been married, we need the consent of every person who has guardianship or custody. If you are under 16, those who have legal access to you. In most cases these would be the people shown on your Birth Certificate as parents.

- You must show us your Birth Certificate with the names of your parents on it even if you hold a previous passport.

- If your parent has died, you must show us the Death Certificate.
- If a court order affecting guardianship, custody or access has been made, you must show us the Order.
- If consent is given by a guardian, which is not the same as how different to the name on your Birth Certificate, you must show us documents that explain the same name.
- If consent is not given, you should fill out a Statutory Declaration saying why you think a passport should be issued without consent.
- Consent must be witnessed by someone other than your mother, father, sister or brother.

**I give my consent for the issue of a passport to**

**CONSENT BY FATHER OR GUARDIAN**

Signature: \_\_\_\_\_  
 Date: \_\_\_\_\_  
 Title: \_\_\_\_\_  
 Address: \_\_\_\_\_  
 Telephone: \_\_\_\_\_

**CONSENT BY MOTHER OR GUARDIAN**

Signature: \_\_\_\_\_  
 Date: \_\_\_\_\_  
 Title: \_\_\_\_\_  
 Address: \_\_\_\_\_  
 Telephone: \_\_\_\_\_

Signature of father or guardian presence of witness:

Signature of mother or guardian presence of witness:

**WITNESS TO FATHER'S OR GUARDIAN'S CONSENT**

Signature: \_\_\_\_\_  
 Date: \_\_\_\_\_  
 Title: \_\_\_\_\_  
 Address: \_\_\_\_\_  
 Telephone: \_\_\_\_\_

**WITNESS TO MOTHER'S OR GUARDIAN'S CONSENT**

Signature: \_\_\_\_\_  
 Date: \_\_\_\_\_  
 Title: \_\_\_\_\_  
 Address: \_\_\_\_\_  
 Telephone: \_\_\_\_\_

## 62 REBORN OVERSEAS

### PROOF OF IDENTITY

To help us identify the adult or child needing the passport, we need someone else to complete the Proof of Identity Declaration below. This person:

- must NOT be related by birth or marriage
- must have known you for at least one year
- must be currently employed in one of the professional or occupational groups below
- must be easily contactable by telephone during normal working hours
- must write on the back of both photographs "This is a true photograph of \_\_\_\_\_" and sign their name
- must be an Australian citizen (unless you are applying overseas).

### PEOPLE WHO CAN COMPLETE THE PROOF OF IDENTITY DECLARATION

- 1 Accountants—registered members of the Institute of Chartered Accountants in Australia or the Australian Society of Certified Practising Accountants
- 2 Barristers
- 3 Bank Managers other than Managers of bank travel centres
- 4 Barristers
- 5 Clerks of Courts
- 6 Clerks of Petty Sessions
- 7 Commissioned Officers currently serving in the regular defence forces
- 8 Dentists
- 9 Doctors of medicine
- 10 Elected representatives of Federal, State and Territory Parliaments, Legislative Assembly of Norfolk Island and Municipal or Shire Councils
- 11 Holders of Statutory Offices for which an annual salary is payable
- 12 Judges
- 13 Ministers of Religion who are authorised Marriage Celebrants
- 14 Pharmacists
- 15 Police Officers in charge of Police Stations
- 16 Police Officers of the rank of Sergeant and above
- 17 Postal Managers
- 18 Public Servants—current full-time employees of Commonwealth, State, Territory or Local Governments or Statutory Authorities, who have been employed continuously for at least 5 years by their current employer
- 19 Sheriffs
- 20 Solicitors
- 21 Stipendiary Magistrates
- 22 Teachers—full-time who have been teaching for more than 5 years at schools or tertiary institutions
- 23 Veterinary Surgeons

### PROOF OF IDENTITY DECLARATION

I declare that I have known

\_\_\_\_\_ for \_\_\_\_\_ years

and vouch for their identity. I have endorsed the back of both photographs. I have given my details in the section opposite.

Signature: \_\_\_\_\_ Date: \_\_\_\_\_

Family name		Given names	
Home or business address			
Postcode			
STD	Home telephone	STD	Work telephone
Australian passport number (if available)		Professional group/occupational group number (if above)	

### OFFICIAL USE ONLY

Document	Doc. No.	Date of Issue	Place of Issue	App.	Details	Alt.	Ref.
Birth certificate (show full name)				App. M			
Previous passport							
Dependent's proof of age							
Parent's proof of status							
Details of name change (include document type and Marriage certificate/Statutory declaration)							
Custody order							
Death certificate							
Agent for the Travel Notice (signature)							
Notes:				App. P	EP	FR	EW
					T	Known to interview	

**WHAT TO DO NEXT**

Take this form to any official Post Office or Passport Office in Australia, or Australian Diplomatic Mission overseas

- If you take it to a Post Office, it may be necessary to make an appointment
- If you are under 18 years and not married, a parent or certain other persons can take the form on your behalf. Phone 008 02 6022 for further information.
- If you are unable to lodge your application in person because of distance, you may be eligible for the issue of a temporary passport. In Australia, you should phone 008 02 6022 for advice. If you are overseas you should contact the nearest Australian Diplomatic Mission.

When you go to lodge your application, please check that you have

- a completed form
  - the document that proves your present name and additional documents for any name changes
  - the document that proves your present name and additional documents for any name changes
  - your current valid passport, if you have one
  - your 2 photographs, both signed by the person who filled in the Proof of Identity Declaration on page 3
  - money to pay for your passport. Make cheques payable to The Collector of Public Monies
  - other documents to prove who you are, for example your driver's licence, credit cards, rate notices, household accounts
- A.1 Documents must be originals as supplied by the issuing authority

**PROOF OF CITIZENSHIP**

You must show us a document which proves that you are an Australian Citizen.

This can be

- An ordinary Australian passport of more than 2 years validity issued after 22 November 1984 OR
- If born in Australia, before 20 August 1986 a full Birth Certificate showing the names of both parents OR on or after 20 August 1986 a full Birth Certificate plus evidence that one parent was an Australian citizen or had Permanent Resident status at time of your birth OR

- if you were born overseas

A certificate showing Australian citizenship issued by the Department of Immigration, Local Government and Ethnic Affairs. The certificate should show your name and date and place of birth. If your citizenship document does not show your place of birth, you will have to show us another document which does. Holders of Declaratory Certificates of Australian Citizenship issued prior to 1 December 1992 or between 16 April 1984 and 30 October 1984 should phone 008 02 6022 for advice.

- if you do not have proof of Australian citizenship, please contact the Department of Immigration, Local Government and Ethnic Affairs.

THE DOCUMENT YOU PROVIDE MUST BE AN ORIGINAL, AS SUPPLIED BY THE ISSUING AUTHORITY.

**PHOTOGRAPHS**

We need 2 identical photographs of you. They must be

- not more than 6 months old
- a full front view of your head and shoulders without any head covering or tinted glasses. If you wear a head covering for religious reasons, we will accept a photograph which shows your facial features. If you normally wear prescription glasses, you should be wearing glasses in the photograph. The photograph must have a plain, light coloured background
- both photographs must be indented as set out in the Proof of Identity section on page 3

We will not accept poor quality photographs. Although we accept coloured photographs, the photographs in your passport may appear in black and white.

**LOCATION OF PASSPORT OFFICES**

<b>ACT</b>	2nd Floor, Canberra House 40 Marcus Clarke Street, CANBERRA CITY	<b>SA</b>	Commonwealth Government Centre 55 Currie Street, ADELAIDE
<b>NSW</b>	No. 1 Chifley Square, SYDNEY Mercantile Mutual Building 436 Hunter Street, NEWCASTLE	<b>QLD</b>	Commonwealth Government Centre 296 Ann Street, BRISBANE
<b>VIC</b>	3rd Floor, Building B, The War Memorial Centre, Cnr Spencer and Flinders Streets, MELBOURNE	<b>WA</b>	St. Martin's Tower 44 St. George's Terrace, PERTH
<b>NT</b>	40 Cavenagh Street, DARWIN	<b>TAS</b>	4th Floor, T&G Building, Cnr Collins and Murray Streets, HOBART



- 8 -

## **EMPLOYMENT, BANKING AND CREDIT**

Employment in Australia is available at all levels. The key is to set up a local employment reference and way to be contacted. This you can do through a telephone answering service or a secretarial service. What you will need will depend on the type of work that you are seeking. If you are seeking entry-level work, a simple "cover company" will do just fine. Look through the yellow pages and find a few secretarial services. Write or call to find out how much it costs to get a telephone number answered in the company name and to receive company mail. Most places offer this as a package for a set monthly fee. You may want to create your cover company in another city than where you will be living. Then go to a printer and get suitable letterhead and envelopes. Your stated position with this cover company will be similar to that of which you seek. When you apply for jobs, you will give this company and telephone number and address as your



reference. You will also give the name of your superior. When your prospective employer calls to verify your employment, the receptionist will answer that he is not available but will call them back later. *You* will call back later and pretend to be the supervisor and give a glowing report on your performance. This works fine for lower level jobs, but what if you are a professional person who wants to continue working in your field?

You have two choices. If you have come to Australia using the counterfeit birth certificate in your own true name, you could use your actual educational records to assist you in your job search in Australia. Here is how you would proceed. A few months before leaving for Australia, you would search the help wanted ads in the Australian newspapers for jobs of the sort you seek. After identifying some suitable positions, you would prepare a *Cover Sheet* for your resume saying that you are an Australian citizen who has worked in the United States for many years and would now like to return "home." Enclosed with your resume would be a photocopy of your Australian Birth Certificate and a copy of your University transcripts. On your transcripts you must make sure that any data that indicates place of birth or nationality is changed to reflect the fact that you are now Australian. You would also inform your current employer that you are looking for a new job in Australia and that a reference request may come.

When your resume, cover letter, transcript and birth certificate are received in the mail by the prospective employer in Australia, he will give your job application consideration. Having attended university in America is considered quite prestigious by many Australians. Because he will have received a copy of your transcripts, he will not contact

the university concerned. He will send a letter to your present boss asking what type of worker you are. When the reference is returned with a good recommendation, he will contact you and ask you to come for an interview, or offer you a job then and there.

If you are using a real birth document in Australia, the challenge is a bit greater. Your cover story will be that you have lived and worked in the United States for a number of years. You must procure a degree and transcripts in your field of study. Do not, under any circumstances, use an outright degree mill that will sell you any degree with no questions asked. The odds are very high that at some point they will be raided by the F.B.I., and your name will surface, or that they will not be at the same location long enough to verify a request concerning the awarding of your "degree!"

There are many universities that are state-licensed and operate legally that will allow you to obtain any degree you wish in a short period of time. Most of these schools will require you to demonstrate some knowledge of your field by submitting reports, affidavits of work experience, or by completing an abbreviated course of study. Only use these schools for a B.S. or M.S. degree. Never, ever use one of these schools for a Ph.D. The reason for this is that all Ph.D. dissertations are published and are available worldwide on a number of standard indices available in any library. If you claim a Ph.D., rest assured they will check for your dissertation's abstract and find none. By not claiming a Ph.D., you avoid this problem.

Only obtain a bachelor's degree from one of these un-accredited "universities." This will allow you to work entry-level in your field in Australia. Once you are working in Australia, arrange to take an evening course or a correspondence degree course from an Australian university in a

related field. Then you will have a legitimate, recognized degree in your field. To rely upon a questionable academic qualification forever creates a weak spot in your new identity that may eventually be exposed. Another way to remedy this is to use your questionable bachelor's degree to get admitted into an Australian university Ph.D. or Master's degree program. As an "Australian" student, you will receive a scholarship and a living allowance, and at the end of a year or two have legitimate higher qualifications.

Renting an apartment and arranging telephone service are about the same as they are here. It helps if you already have your "Dummy" employer in place, because the landlord can call for verification that you can pay the rent on time.

Banking is the next hurdle. You will be asked to present you Tax File Number to open most bank accounts. It's not required, but you will look suspicious if you refuse, and any interest you earn will be taxed at the highest rate. I recommend you go to a bank or credit union that offers what are known as credit card checking accounts. These accounts, after a few months of usage, will allow you to establish credit rapidly.

These accounts work by giving you a Visa card which, when used, withdraws money directly out of your checking account. It looks like a credit card, but in reality it is not. You can apply for a line of credit when you open the account, but do not do so until later on. After you have used your Visa checking account responsibly for a few months, you will receive a letter from your bank offering an attached line of credit. A short form will need to be filled out, but the credit will already be approved based on your handling of the account. Use this line of credit responsibly for a few months and then apply for credit cards at other banks and store chains.

- 9 -

## **IDENTIFICATION IN NEW ZEALAND**

Much of what I have said about Australia applies equally to New Zealand. My own personal view is that if you desire to go to New Zealand, you should become Australian first and then go to New Zealand. I say this because New Zealand is a small country with less than 4 million people, and also because becoming a believable New Zealander or “kiwi,” as they call themselves, is much harder to do. Having said that, if you are going to go to New Zealand, the steps for acquiring some background on the country before you go are the same as for Australia. The largest city in New Zealand is Auckland, with a metropolitan area population approaching one million. You should go here because there are many people from other nations here and you can maintain your anonymity.

As usual, before your departure, you will have set up a mailing service address. You would then check the New Zealand newspapers for a suitable dead infant. One advantage

New Zealand does offer is that because of its small size you will probably be able to get enough information from the newspaper account to apply directly for the birth document. No cross-referencing of birth and death records is done in New Zealand.

The supportive identification you will get in New Zealand will consist of a library card and drivers license. There is no social security card or number unless one is receiving public assistance. There is no government issued Medical Identity card either. The government pays for the medical system out of General Tax funds. Anyone needing treatment is treated for free. Some people purchase a private supplemental insurance policy that upgrades the type of hospital care they would receive. An identification card is provided with this. The other piece of supportive identification to get while still in the U.S. is an electoral enrollment card.

The New Zealand drivers license is easy to obtain. Once you arrive in New Zealand, pick up a copy of the highway code book and study it. When you apply to take the test, you must furnish your birth certificate as proof of identity. You can arrange to take the driving part of the test the same day. Getting the license is a snap.

Getting the New Zealand passport is also easy. With a real birth certificate all you need is *anyone* over 18 years of age who is a New Zealand citizen who can act as a guarantor. A few months after your arrival you should have met someone who can act as one.

Employment, banking, and credit can all be handled as described before for Australia.

- 10 -

**GOVERNMENT  
INFORMATION  
ON NEW ZEALAND**

This chapter presents information about New Zealand, including information about visiting or applying for residence in New Zealand. This information is reprinted from publications of the Bank of New Zealand and the New Zealand Immigration Service.

**Employment and Wages**

The normal working week is 40 hours (eight hours per day) with overtime work being frequently available in many occupations. The average ordinary weekly earning rate on February 1984 was \$279.38.

Employment discrimination on grounds of sex, marital status, religion or ethical beliefs, color, race or ethnic origin is illegal. As of December 1984, total registered unemployed

averaged 4.2% (55,531) in a labor force of more than 1.3 million. Most New Zealand workers belong to a Trade Union. New Zealand workers are entitled to 3-4 weeks annual leave with pay.

## **Income Tax for Individuals**

Income tax is payable on a graduated scale in respect of all salary, wages, dividend and other income remaining after allowing for certain exemptions and rebates. For the majority of New Zealanders income tax is collected by the PAYE (pay as you earn) system in which taxation is deducted from regular salary payments. The exemptions are deductible from the amount of tax. Current exemptions and rebates deductible include:

### ***Deductions***

A standard allowance is deducted from income derived from salary, wages, superannuation and accident compensation. The allowance is the lesser of 2 percent of the earnings, or \$52. If the employment related expenditure exceeds these limits, the actual expenditure may be claimed within certain limits.

Holders of life insurance or superannuation schemes are eligible for exemption, but only if their policy was purchased before November 8, 1984. All contracts entered into after this date are *not* exempt unless they are:

- policies providing pension benefits for life from age 60 or return of premiums and bonuses in the event of early death

- personal accidents or sickness policies
- friendly society or other approved fund contributions relating to personal accident or sickness or expenses consequent on death
- payments to approved pension superannuation schemes affected before November 8, 1984 will phase out following industry consultation.

### ***Rebates***

Housekeeper rebate — 33 cent rebate for each \$1.00 of qualifying expenditure (up to \$1,000 per year). A maximum rebate of \$310 is allowed.

Dependent tax rebate -- 33 cents for every dollar contributed up to a maximum rebate of \$60.

Principal income earners are eligible for a maximum rebate of \$520 a year. This rebate will abate at 16.5 cents for every dollar of taxable income between \$12,000 and \$15,152 and extinguishes where the taxable income exceeds \$15,152.

Family rebate of \$1,924 a year is available to all families with a dependent child and an annual household income up to \$9,800. The rebate is reduced at the rate of 15 cents for each dollar by which the household income exceeds \$9,800 but does not exceed \$14,000.

The rebate then reduces by 20 cents for each dollar by which the household income exceeds \$14,000. The rebate is extinguished at an annual household income of \$20,470.

Tax payable for the income year ending March 31, 1985.



<b>Income range \$</b>	<b>Cents per \$ (with surcharge)</b>	<b>Cumulative Total \$</b>
<b>0-6000</b>	<b>20.0</b>	<b>1200</b>
<b>6001-24000</b>	<b>32.0</b>	<b>6960</b>
<b>24001-25000</b>	<b>41.1</b>	<b>7371</b>
<b>25001-30000</b>	<b>45.1</b>	<b>9626</b>
<b>30001-38000</b>	<b>56.1</b>	<b>14114</b>
<b>Over 38000</b>	<b>66.0</b>	

## **Banking Hours**

The standard trading bank hours in New Zealand are from Monday to Friday 9:00am to 4:30pm. However, in some tourist areas longer hours are observed.

The majority of international flights are serviced by Bank of New Zealand agency facilities within most international terminals. Major international credit cards and travellers checks are accepted in New Zealand banks and, in some cases, money machines. The Bank of New Zealand is a member of the Visa International Organization.

## **Welfare Services**

New Zealand has pioneered much social legislation, the major instrument being the comprehensive system of social security. This provides for the unemployed, the sick, the aged widows, invalids and orphans. Hospital and medical care is covered by the scheme. The qualifying conditions for each benefit vary.

Various concessions, including telephone rental and travel concessions, are available with most benefits.

There are three principal benefits paid: The family benefit, which is paid in respect of every dependent child at school, National Superannuation, and family care assistance, a non-taxable payment of \$10.00 per week per child to families with income up to \$20,470.

## **Accident Compensation**

A comprehensive system of safety promotion, rehabilitation of the injured, and compensation has been set up under the Accident Compensation Act. All people in New Zealand, including visitors, are entitled to an insurance-type cover against personal injury by accident. It does not matter where the accident occurred in New Zealand, or whose fault it was.

Among the benefits which may be available to an accident victim, depending on circumstances, are: income maintenance at 80 percent of average income earned at the time of the accident; provisions for dependents in the event of death; reasonable medical and dental costs; and lump sums for permanent disability, pain, suffering and disfigurement.

Full details of these benefits and how to claim them are available, free, from the Accident Compensation Corporation, Private Bag, Wellington, New Zealand.

## **National Superannuation**

New Zealanders of 60 years of age and over, who have lived in New Zealand for a minimum of 10 years, are eligible for Superannuation. Married couples receive 80 percent of the

average ordinary-time weekly wage after tax. Single beneficiaries receive 60 percent of the married rate. At present National Superannuation is not subject to an income test, but is taxable.

## **Medical and Hospital**

Under the Social Security Act, free treatment in public hospitals is available to all persons normally resident in New Zealand and to British citizens. There are also a number of privately operated hospitals in New Zealand which charge the patient directly.

A Government contribution, according to the category of the patient, is made towards the fees of private hospital patients who are normally residents in New Zealand or who are British citizens, and this is deducted from the gross fee charged by private hospitals.

Various private medical and employer subsidized medical schemes are available.

## **Maternity Care**

Full maternity care is provided by general practitioners to women eligible by residency status or citizenship to claim the benefits provided in terms of the Social Security Act. This includes ante-natal and post-natal advice and medical services during delivery and the lying-in period. Specialist obstetricians are entitled to charge an additional fee over and above the standard maternity benefits. Free hospitalization is provided at public hospitals and a daily subsidy is provided for

those who use the services of licensed private maternity hospitals.

In most areas, an independent organization, the Royal New Zealand Society for the Health of Women and Children (known as the Plunket Society) provides a unique baby care and mothercraft training service to all those who desire it.

## **Dental Care**

Free dental treatment is available to all children under 18 years of age who are still at school, provided they are enrolled and attend regularly for treatment. Dental treatment for adults is not provided for under the social security scheme.

## **General Medical Services**

Government assistance with the cost of general practitioner medical services and several private specialist diagnostic and treatment services is provided to persons eligible for the benefits provided under the Social Security Act. These subsidies vary from meeting the full cost of some services to providing a basic subsidy above which a practitioner may fix his own fee. Full details of these and other benefits may be obtained from the nearest District Office of the Health Department.

## **New Zealand Citizenship**

New Zealand Citizenship may be acquired:

- (a) By birth in New Zealand.
- (b) By descent (that is by birth overseas of a New Zealand parent or parents).

(c) **By grant.**

To be eligible for a grant of citizenship a person must meet the following requirements:

- (i) Have been ordinarily resident in New Zealand throughout the period of three years immediately preceding the date of application for citizenship.
- (ii) Have the right to permanent residence in New Zealand in terms of the Immigration Act 1964.
- (iii) Be of good character.
- (iv) Have sufficient knowledge of the responsibilities and privileges attaching to New Zealand citizenship.
- (v) Have a sufficient knowledge of the English language.
- (vi) Intend to continue to reside in New Zealand.

An applicant for citizenship who is married to a New Zealand citizen is required to have sufficient knowledge of the English language. He (or she) does not have to meet any residential qualifications but will need to demonstrate he has established and will maintain an association with New Zealand apart from his/her marriage to a New Zealander.

Applications for citizenship or inquiries about citizenship should be addressed to the nearest office of the Department of Internal Affairs. Offices are located in Auckland, Rotorua, Wellington, Christchurch and Dunedin.

## **Entry Requirements**

To enter New Zealand it is necessary for intending settlers to hold an appropriate permanent entry visa. An exception is

made for Australian citizens and for Commonwealth citizens and citizens of the Republic of Ireland who have been granted the right to reside indefinitely without restriction in Australia provided they travel direct between Australia and New Zealand. People born in the Cook Islands, Tokelau and Niue are New Zealand citizens and therefore do not require prior entry permission. All other people who wish to settle in New Zealand should first apply for the necessary entry authority by writing to the nearest New Zealand diplomatic or consular post or by writing direct to the Secretary of Labor, Private Bag, Wellington, New Zealand.

As the processing of applications takes some time, prospective immigrants are advised to apply for an entry authority at least three or four months before their intended travel date.

Each application for a permanent entry authority is considered on its merits. Entry may be considered on the grounds that the principal applicant has skills and qualifications which are in demand in New Zealand. A list of approved occupations is reviewed regularly. The standard requirements for entry on occupational grounds are that applicants be between the ages of 18 and 45 years, with not more than four dependent children, and be of good health and character, and have employment and accommodation arranged before they arrive in the country.

Entry may also be considered on family reunification grounds and in addition a limited number of people are accepted for entry on humanitarian grounds if they are in particularly difficult circumstances.

## **Entrepreneur Immigration Policy**

Applications are encouraged from entrepreneurs who have a successful record of operating a business and who wish to establish a business in New Zealand irrespective of whether they are outside the normal immigration requirements relating to age and occupation. The criteria against which such applications are assessed are similar to those set out under the Entry Requirements above. An important aspect is that the entrepreneur must take an active part in the business.

### **Do Not Overlook These Items Before Leaving for New Zealand**

Birth certificate, marriage certificate, school, trade and/or professional certificates. Travel documents, passport, insurance policies (accident, sickness, life, possessions). Savings certificates, employment and character references. Current driving licenses, income tax papers. A note of your national insurance number, papers or correspondence relating to transfer of money, baggage or household effects.

### **What To Bring**

There are certain small items in every home which have personal value and are always worth bringing as they will help make you feel at home in your new environment. It is possible to make a rough assessment of the value of bringing larger items of furniture and household equipment to New Zealand. For instance, prices of furniture in New Zealand are roughly comparable with those in England. Electrical appliances (230-240 volts) such as refrigerators, washing

machines, television sets, radiograms, and electrical cookers are generally more expensive.

However, the high cost of international freight, professional packing, insurance, carriage, and storage, and the generally low amount paid for second-hand electrical goods, may make the economic advantages of bringing such appliances to New Zealand of marginal value.

The price of motor vehicles in New Zealand is generally high by world standards and the economics of bringing one should be inspected closely.

## **Remittances Out of New Zealand**

In New Zealand, the Bank of New Zealand will be pleased to arrange for remittance of money overseas.

Further information relating to the transfer of funds overseas is available from any of their branches in New Zealand.

## **Temporary Accommodations**

New settlers who are obliged to wait for a period before moving into their permanent accommodation will find that there are a number of guest houses in the main cities. Tariffs of such guest houses are generally lower than those of motels and licensed hotels. Youth hostels are available in many areas.

## **Bank of New Zealand**

The Bank of New Zealand, established in 1861, is the only wholly New Zealand-owned trading bank. It has full service branches throughout New Zealand and provides the widest



coverage of any bank operating in New Zealand. Over 40% of total trading bank business is conducted by BNZ. Bank of New Zealand offices in London, Australia, Fiji, Tokyo, Singapore and USA, as well as in New Zealand will be pleased to help those requiring financial advice, economic, travel, or taxation information. Overseas staff have a wide background and knowledge of current New Zealand conditions which they are pleased to make available upon enquiry.

### **Travel Arrangements**

Travel Centers in Auckland, Christchurch and Wellington, backed by travel departments in all BNZ branches, are able to make any transport and accommodation reservations. Travellers' checks and overseas currencies may also be obtained from the BNZ.

Bank of New Zealand is a principal member of VISA International and VISA cards are accepted at most retail outlets, and all BNZ branches.

### **Trade Enquiries**

The Bank of New Zealand can obtain credit ratings on both New Zealand and overseas organizations and will help to find both internal and external markets for those interested.

### **Money Transfers**

The Bank of New Zealand can arrange the transfer of money to and from New Zealand and will be pleased to advise customers on the best method to follow, including

opening of accounts for intending tourists and permanent residents.

Further information about New Zealand can be obtained from Group Marketing Department, Bank of New Zealand, PO Box 2392, Wellington, New Zealand.

## Visiting New Zealand

### *Do I need a visitor's visa?*

*Australian citizens* traveling on Australian passports do not require visas and are exempt from permit requirements.

*Australian residents* with current Australian resident return visas do not require visas and are granted residence permits on arrival.

You do *not* need a visa to visit New Zealand if you:

- are a tourist
- are on business
- want to see friends or relatives
- intend to play sports or perform in cultural events (without pay)

*and* you are a citizen of any of the following countries:

#### *For Visits Up to 30 Days*

Citizens of France living in French Polynesia or New Caledonia.

#### *For Visits Up to 3 Months*

Austria	Germany, FR
Belgium	Greece
Canada	Iceland
Denmark	Indonesia
Finland	Ireland
France★	Italy

Japan	Norway
Kiribati	Portugal **
Liechtenstein	Singapore
Luxembourg	Spain
Malaysia	Sweden
Malta	Switzerland
Monaco	Thailand
Nauru	Tuvalu
Netherlands	USA ***

- ★ French citizens living in France only
- \*\* Portuguese passport holders must have the right to live permanently in Portugal
- \*\*\* US nationals, such as American Samoans, need a visa

*For Visits Up to 6 Months*

British citizens and other British passport holders who have evidence of the right to live permanently in the United Kingdom

If this applies to you, you will need to apply for a *Visitor's Permit* on arrival in New Zealand.

You *do* need a visa to visit New Zealand, even if you *are* a citizen of one of the countries listed above, if you:

- want to study — write and ask for the leaflet on *Getting A Student Visa*
- want to work at a job which you have already arranged — write and ask for the leaflet *Getting a Work Visa*
- want to settle — see later on in chapter
- are sponsored for a visit by a relative or friend in New Zealand
- want to get medical treatment.

Also, you *do* need a visa to visit New Zealand if you come from a country which is *not* shown above.

***What is a visa?***

A visa is a stamp you get before departure in your passport or certificate of identity. It shows that the visa officer thinks that you are eligible to get a permit, which authorizes you to be in New Zealand. A visitor's permit is granted in New Zealand. There is no charge for a visitor's visa.

***How do I apply for a visa?***

You apply on an *Application for Visitor's Visa* form, which you can get from New Zealand diplomatic or consular offices. (Some travel agents may also have the form.)

***As a visitor to New Zealand you will need:***

- your passport or certificate of identity (Note that your passport must be one which will not expire until at least three months past the date you intend leaving New Zealand.)
- a passport-sized photo
- evidence of funds — See question *What else do I need to visit New Zealand?*

You may also be asked for your return or onward ticket or other satisfactory evidence of travel to a country where you have right of entry.

***Could my visa application be declined?***

Your application will be declined if:

- you do not meet normal visitor visa requirements *or*
- you give untrue information.

You are also not eligible either for a visa or for visa-free entry to New Zealand if:

- you have been convicted and sentenced to prison for five years or more★
- in the past 10 years you have been convicted and sentenced to prison for 12 months or more★
- you have been deported from any country
- you are the subject of a current New Zealand removal warrant
- the authorities suspect you of being a terrorist or likely to commit a crime
  - ★ this applies even if your offense(s) has later been taken off the record.

***Can I use my visa for more than one visit?***

Visas current for more than one visit are not routinely issued. They can be made available however, if there is good reason. If you want to make more than one visit to New Zealand, you should explain why you need a multiple visa when you apply.

***Does my child need a visa?***

If your child is traveling on your passport and is under 17 years old, he or she can be included in your visa application.

If your child:

- holds a separate passport *or*
- needs a different type of visa from yours you should make a separate application.

***Can I look for work when I am in New Zealand?***

It is sometimes possible for overseas visitors to work in New Zealand. Whether or not you will be allowed to do so depends on whether there are unemployed people in the area who could do the job which has been offered to you.

If you get a job offer when you are in New Zealand you should apply for a *work permit* at a regional or branch office of the New Zealand Immigration Service of the Department of Labor.

**It is an offense for a holder of a visitor's or student permit to work in New Zealand without either getting a work permit or a change to the conditions of their existing permit.**

***Is there anything else I need to visit New Zealand?***

Yes. You will need to have enough money to support yourself while you are in New Zealand — NZ\$1000 for each person for each month *or* NZ\$400 for each person for each month if your accommodation is already paid.

Evidence of funds can be in the form of cash, travellers' checks, bank draft, letters of credit or the following credit cards:

- Diners Club
- Bankcard
- American Express
- Mastercard
- Visa.

If you do not have enough money you will need a guarantee of accommodation and maintenance from a friend

or relative who lives in New Zealand — ask for the form *Sponsoring a Visitor*.

***Can I extend my visit?***

You can apply for a further permit when you are in New Zealand.

You will need to show that you have enough money to support yourself for your longer visit or that you have guarantee of a place to live and a friend or relative willing to support you. The maximum visit is twelve months.

***Where can I get more information?***

You can get more information:

- from New Zealand diplomatic and consular offices
- if you are in New Zealand, from an immigration officer at a regional or branch office of the New Zealand Immigration Service of the Department of Labor. The addresses of these offices are at the front of the Telephone Directory among the Government Departments under either Immigration or Labor, or New Zealand Immigration Service of the Department of Labor, PO Box 4130, Wellington, New Zealand.

## **Applying for Residence**

*Australian citizens* travelling on Australian passports do not require New Zealand visas and are exempt from permit requirements.

*Australian residents* with current Australia resident return visas do not require New Zealand visas and are granted residence permits on arrival in New Zealand.

### ***Am I eligible for residence in New Zealand?***

There are three main ways you can qualify for residence. They are through your:

- occupational skills *or*
- business skills *or*
- family relationship.

These categories are explained in greater detail later in this chapter.

The next section deals with general matters which will affect every migrant, no matter which category he or she comes under.

## **General Information**

### ***How do I apply?***

If you are overseas, you apply on an *Application for Residence* form, which you can get from a New Zealand diplomatic or consular office. Your application should be made at the New Zealand office in your country of residence or the New Zealand office which is accredited to your country.

If there is no New Zealand office accredited to your country you should apply to the General Manager's Office, New Zealand Immigration Service of the Department of Labor, PO Box 4130, Wellington, New Zealand.



If you are already in New Zealand, you apply on the same form which you can get from a regional or branch office of the New Zealand Immigration Service. Your application must be received by that office *no later than 7 days before your temporary permit expires*. If it is not received within this time, it cannot be accepted.

When you apply you must supply:

- a completed *Application for Residence* form with a completed *Application for Residence — Personal Details* form for each person (including children) covered by the application
- the fee (write and ask for leaflet on *New Zealand Immigration Fees*)
- a recent passport-type photograph for each person (including children) covered by the application.

You may also need to supply:

- your passport or certificate of identity if you are applying in New Zealand. (If you are overseas you will be asked for your passport at a later date.)
- full birth certificates and/or adoption papers for all children included in your application
- marriage certificate
- proof of custody for any dependent child included in the application, where one parent is not applying for residence. This could be a signed, witnessed statement from the other parent
- any other supporting information or items required under the occupational skills, business skills or family relationship sections of this chapter.

All documents supplied must be originals or certified true copies.

If your documents are not in the English language, they must be accompanied by a translation into English, and a declaration from the translator which says that the translation is accurate.

If your application covers you and your spouse, either one of you can be the main applicant.

### ***What happens next?***

If you appear to be eligible for residence, you and your family may:

- be given medical forms and be asked to go for medical and x-ray examinations (at your own expense), children under 12 years of age do not need an x-ray examination
- be asked to get further documents about your good character. You will be told where and when to get the appropriate certificates. You will have to pay any charge which is made for the certificates.
- be asked to sign a declaration acknowledging that you are responsible for housing yourself and your family, and accepting that housing assistance cannot be guaranteed by New Zealand central or local government agencies.
- be interviewed.

### ***What happens at an interview?***

At the interview an immigration officer checks the information and documents you have provided and assesses

whether you and your family are likely to settle well in New Zealand. At the same time you can ask questions about New Zealand.

Interviews are normally held at a New Zealand diplomatic or consular office. You will have to make your own arrangements to travel to the interview and pay for fares and accommodation if this is necessary.

If you are applying for residence while you are in New Zealand, the interview will usually be held at the office where you lodge your forms. Sometimes relatives in New Zealand are asked to attend.

***How much does my application cost?***

Write and ask for the leaflet on *New Zealand Immigration Fees*.

***How long does it take?***

Each application is different and the length of time will vary. It will take longer if the forms have not been completed properly or if more information is needed. You should *not* sell your house, resign from your job or book tickets to New Zealand until you have a residence visa or residence permit in your passport. The New Zealand Government cannot be held responsible in any way if you have to change your bookings because the decision takes longer than you expected.

***Can I check on progress?***

You will be given a reference number and this number should always be quoted when making enquiries. Any enquiries should be made to the office which is dealing with your application.

### ***How will I know the decision?***

If your application, documents, medical and character clearances, and interview are all satisfactory (and your application is approved) you will be advised and asked to pay the visa or permit fee. A residence visa or permit will then be stamped in your passport.

A residence visa is normally valid for 6 months and you will be expected to travel to New Zealand within that time. A residence permit granted in New Zealand lasts for as long as you remain in New Zealand.

If your application is not successful you will be advised. It could be refused for any of the following reasons:

- if you do not meet normal entry requirements for your category, including health checks
- if you make a false declaration,
- if you have a criminal conviction,
- if you have been deported from any country,
- if you are the subject of a current New Zealand removal warrant.

### ***What about re-entry to New Zealand?***

When you have taken up residence in New Zealand and wish to travel overseas, you will need to apply to a regional or branch office of the New Zealand Immigration Service for a *returning resident's visa*. This will allow you to leave and return to New Zealand as often as you like within a four year period.

Write and ask for the leaflet *A Returning Resident's Visa*.

## Occupational Skills

This section explains the policy and procedures for migrants who are applying for residence on the basis of their occupational skills.

### ***What occupations qualify?***

Occupational immigration is closely linked to the demand in the New Zealand labor market for certain skills and qualifications. The *Occupational Priority List (OPL)* lists occupations for which there is a demand. It is made up on the basis of job vacancy surveys done by the Department of Labor every six months and of consultations with organizations in New Zealand concerned with employment. The OPL identifies those skills for which employers may recruit qualified migrants overseas. If your skill is on the OPL, you may be approved subject to normal immigration requirements. You can get a copy of the OPL leaflet from the office where you got this leaflet.

### ***Do I need a definite job offer?***

*Yes.* You must have a recent, signed job offered from a New Zealand employer which is appropriate to your skills and work experience. This job offer must state exactly what type of work it is, the conditions of work and the salary.

The job offer should be dated no more than 3 months before the date of your application. In some occupations you will have to meet the registration requirements of the relevant trade or professional organization in New Zealand.

### ***Can I still qualify if my occupation is not on the OPL?***

Possibly, provided certain extra conditions are met. If you are in this category and you have got a definite job offer

which is appropriate to your skills and work experience, your New Zealand employer must write to the regional or branch office of the New Zealand Immigration Service nearest to the location of the job offered, for approval in principle to recruit a staff member from overseas. Your employer will need to show the Immigration Service that there are no suitable New Zealand citizens or residents available or able to be trained for the job. To do this, your employer needs to provide the following information:

- a full job description (including pay) together with details of the skills and attributes required by a successful applicant
- evidence of efforts made to recruit a suitable person in New Zealand. This should cover advertisements placed, and listing with the New Zealand Employment Service (Department of Labor) or commercial recruitment agencies
- the training being provided by the company and/or the industry as a whole to meet its needs for skilled staff
- reasons why local applicants, if any, were not considered suitable for appointment.

***Besides a job, what other criteria do I have to meet?***

- If you are the main applicant, you should be aged under 46 (for married couples either the husband or wife can be the main applicant).
- If you have dependent children, you will be subject to an income check to ensure you will be able to afford accommodation for your family. The minimum income levels are reviewed regularly and details are held by New Zealand diplomatic and consular offices.

- You must meet normal health and character requirements.
- All members of your family must have adequate English language skills. This will be assessed at the interview.

***How do I apply?***

In addition to the General Information earlier in this chapter you will be requested to provide:

- your written job offer

*and*

- evidence of your qualifications and any work references which are relevant to your job offer.

***I have family members in New Zealand; does this help my application?***

Yes, it might. If your occupation does not qualify, you may apply under the family sponsorship category, which combines occupational and family criteria. (See category C in the Family Relationship section.)

## **Business Skills**

This section explains policy and procedures for migrants who are applying for residence on the basis of their business skills.

***What are the guidelines for business migrants?***

Your application is assessed on your potential contribution to New Zealand and account is taken of:

- your business record and skills

- the amount of investment capital you have available (in addition to the funds required for your personal establishment costs in New Zealand)
- your intended business activities in New Zealand.

You and your family also need to satisfy standard immigration health, character, English language ability and interview requirements.

In approving a residence application under the business skills category, the New Zealand authorities expect that you will move to New Zealand within a reasonable period of time and establish your family and business in New Zealand. You are expected to become a genuine resident who contributes fully to the New Zealand community. You may wish to maintain business and family connections outside New Zealand which will involve travel overseas. If you spend a lot of time outside New Zealand and there is reason to believe that you have not established a substantial and continuing connection with New Zealand, any returning resident's visa issued to you would have limited validity. Where your returning resident's visa has expired and you are outside New Zealand, you may be required to make a new application for residence and to satisfy all current requirements for migration to New Zealand.

### ***What is my first step?***

If you are just at the "thinking about it" stage, you are welcome to discuss your ideas or plans with the nearest New Zealand diplomatic or consular office. You may also find it valuable to make a short visit to New Zealand and, if you want to, meet with the Investment Unit of the Ministry of Commerce (the Unit's address is at the end of this section). The Unit will be able to assist you by explaining New



Zealand's policies on business immigration and overseas investment, and by referring you to commercial and government contacts.

### ***How do I apply?***

You will need to supply the following information to the nearest New Zealand diplomatic or consular office:

**A. Business background.** Your work history including details of the business enterprises you have worked in or owned, their size and position in the market, and what your responsibilities were in those enterprises. You will need business references from sources such as banks, accountants, and business contacts, as well as a credit report. The report should be from an agency approved by the diplomatic or consular office (for example, Dun and Bradstreet). The cost must be met by you, but the agency concerned should forward the report directly to the diplomatic or consular office or to the Immigration Service in Wellington.

**B. Details of your investment capital and evidence of your personal funds.** The amount of investment capital which you have for transfer to New Zealand will be a factor in assessing your application, but there is no minimum figure. You will be expected to have at least NZ\$200,000 available for transfer to New Zealand to meet housing and personal establishment costs, *in addition to the investment capital necessary to establish a business enterprise.*

**C. Statement of intent for your business venture in New Zealand.** The statement should outline your reasons for wishing to migrate to and invest in New Zealand and give an indication of the business venture which you intend to undertake. The statement should make a case explaining why you believe your application should be approved.

**D. Completed immigration forms.** See the General Information section.

***Can I apply when I am in New Zealand?***

Yes, sometimes this is possible, although applications are normally handled by New Zealand diplomatic or consular offices. Before you make an application to New Zealand you should discuss your reasons for wanting to do this with either the Investment Unit or the New Zealand Immigration Service.

***What happens next?***

An interview with the trade representative at the nearest New Zealand diplomatic or consular office (or with the Investment Unit in Wellington) will be arranged to assist in deciding your application. If the trade representative is satisfied that your application qualifies, you will be asked to complete immigration requirements. These include medical examinations, character checks and an interview with an immigration officer, for you and other family members who intend to accompany you to New Zealand. A visa may be issued once all immigration formalities are satisfied.

***Where can I get further information?***

You can get further information on New Zealand's business immigration policy and on general conditions in New Zealand from your nearest New Zealand diplomatic or consular office or you may wish to write to:

Investment Unit  
Ministry of Commerce  
PO Box 1473  
Wellington, New Zealand

100 **REBORN OVERSEAS**

Telephone: (04) 720 030  
Telex: NZ 31530 TRAD IND  
FAX: (04) 734-638

*or*

New Zealand Immigration Service  
Department of Labor  
PO Box 4130  
Wellington, New Zealand  
Telephone: (04) 739 100  
Telex: N 3441 SECLAB  
FAX: (04) 712-118



**6** Section for all women who have ever been married and anyone who has ever changed their name by deed poll. All others please go to Section 7.

**Name at birth**  
 Surname (last name)  
 \_\_\_\_\_  
 First name(s)  
 \_\_\_\_\_

Show below all married or deed poll names you have ever used, could have used, or use now

1. Name (last name)  
 \_\_\_\_\_  
 Surname (last name)  
 \_\_\_\_\_

Name by marriage Date \_\_\_\_\_  
 Name changed by deed poll

2. Name (last name)  
 \_\_\_\_\_  
 Surname (last name)  
 \_\_\_\_\_

Name by marriage Date \_\_\_\_\_  
 Name changed by deed poll

Where \_\_\_\_\_ Country \_\_\_\_\_

3. Name (last name)  
 \_\_\_\_\_  
 Surname (last name)  
 \_\_\_\_\_

Name by marriage Date \_\_\_\_\_  
 Name changed by deed poll

Where \_\_\_\_\_ Country \_\_\_\_\_

**For people who have ever changed their name by deed poll: enclose either a full birth certificate which shows your new name, or your deed poll certificate and previous birth certificate (bearing certificate)**

Document enclosed

**For all women who have ever been married.** Do you want your passport issued in  
 **Your unmarried name?** Go to Section 7  
 or  
 **A married name?** Enclose either your old passport if it meets the conditions listed in Section 3, or all your marriage certificates, or Form R.G. 118 Copy of Entry of Marriage (see Information Note 8)

**Office use only** (Do not detach)

1. \_\_\_\_\_  
 2. \_\_\_\_\_  
 3. \_\_\_\_\_

SR checked in this date

\_\_\_\_\_

\_\_\_\_\_

\_\_\_\_\_

\_\_\_\_\_ Date \_\_\_\_\_

**7** Home address (not Post Office Box number)

Number \_\_\_\_\_ Street \_\_\_\_\_ Suburb \_\_\_\_\_

Post Office \_\_\_\_\_ Country \_\_\_\_\_

Phone \_\_\_\_\_

**8** Where would you like your passport mailed to?  
 If you give a Post Office Box number, please state the name of the boxholder

Name \_\_\_\_\_

Number \_\_\_\_\_ Street \_\_\_\_\_ Suburb \_\_\_\_\_

Post Office \_\_\_\_\_ Country \_\_\_\_\_

Passports are usually sent by standard mail within New Zealand. If you want your passport and documents returned by registered mail they may take longer to reach you. Please send my passport to me by  
 standard mail  registered mail

If, for a special reason (e.g. no permanent address), you want to collect your passport from the Passport Office please tick below  
 collect

If someone else collects your passport for you, they must show proof of their identity and state their relationship to you.

**Office use only**

Collected by (print name) \_\_\_\_\_

Approved for (print name of applicant) \_\_\_\_\_

Signature \_\_\_\_\_ Date \_\_\_\_\_

**9** In case of emergency (e.g. illness or accident while you are overseas), we may need to contact your family or a close friend. Do not give a PO Box number.

Family or close friend in New Zealand

Name \_\_\_\_\_

Full name \_\_\_\_\_ Street \_\_\_\_\_ Suburb \_\_\_\_\_

Post Office \_\_\_\_\_ Country \_\_\_\_\_

Phone \_\_\_\_\_

Relationship to you (e.g. father, wife, friend) \_\_\_\_\_

Contact person overseas, if appropriate

Name \_\_\_\_\_

Full name \_\_\_\_\_ Street \_\_\_\_\_ Suburb \_\_\_\_\_

Post Office \_\_\_\_\_ Country \_\_\_\_\_

Phone \_\_\_\_\_

Relationship to you (e.g. father, wife, friend) \_\_\_\_\_

**10 To help confirm who you are** please fill in details yourself of someone who knows you that we can contact during working hours. This must be someone with standing in the community, e.g. employer, doctor, teacher, lawyer, social worker, Justice of the Peace, municipal councillor, kaumātua.

**This must not be the same person you give in Section 14**

Name: \_\_\_\_\_

Number: \_\_\_\_\_ street \_\_\_\_\_ suburb \_\_\_\_\_

Phone number: \_\_\_\_\_ city \_\_\_\_\_

Occupation: \_\_\_\_\_

Day time phone: \_\_\_\_\_

**11 Has someone else filled in this form for the applicant?**

Yes. Give details below

No. Go to Section 12

**To the person who has filled in this form for the applicant:**

I have filled in this form for the applicant because of

Age

Disability

Language difficulty

My relationship is \_\_\_\_\_

Name: \_\_\_\_\_

Number: \_\_\_\_\_ street \_\_\_\_\_ suburb \_\_\_\_\_

Phone number: \_\_\_\_\_ city \_\_\_\_\_

Relationship to applicant: \_\_\_\_\_

Can the applicant sign this form themselves (see Sect. 12)?

Yes

No. The applicant is not able to sign.  
(Please sign for them at Sect. 12.)

**12 Signature of person wanting a passport**

Everyone who is 16 years or over must sign this application form themselves. If they are 16 to 17, even if someone else has filled in the form for them, they must sign correcting the date.

**A parent/guardian must sign this form if the applicant is a child under 16 years.**

**Please read this before you sign**

I declare that the statements made in this application are to the best of my knowledge, true and complete and I know what I have said in this form. If my only passport can be cancelled and I am fined or imprisoned.

Signature: \_\_\_\_\_

Date: \_\_\_\_\_

**13 Please enclose 2 identical photos.**

See information on Note 5 for instructions about photos.

**The person identifying the applicant must write the full name (not just initials) of the applicant on the back of the photo.**

2 photos enclosed

**14 Proof of Identity**

**If this section is not filled in correctly your application will not be accepted.**

Please get someone else (e.g. friend, workmate) to fill in this section.

**This person must**

- have known you for more than 12 months, and
- be over 18 years old, and
- have a day time contact phone number, and
- not be a relative or live at the same address as you, and
- not be the same person you gave in Section 10.

**Do not fill in any part of this section yourself, not even your own name.**

**To the person filling in this section:**

Do not type this section. It must be filled out in your own handwriting. If you make a mistake you must cross it out clearly and your name beside any change. Do not use correcting fluid. **Do not give a PO Box number.**

Name of person identifying the applicant: \_\_\_\_\_

Relationship to applicant: \_\_\_\_\_

Number: \_\_\_\_\_ street \_\_\_\_\_ suburb \_\_\_\_\_

Phone number: \_\_\_\_\_ city \_\_\_\_\_

**15 Is the applicant under 16 years?**

Yes. See Section 17 over page \_\_\_\_\_

No. Go to section 16

**16 Do you want to include a child under 16 on your new passport?**

Yes. See Section 17 over page \_\_\_\_\_

No. You have completed this form. Please go back and check that you have filled in the form correctly. If you are unsure, write 123456789 on the back of the photos and bring them to the passport office.

personally for at least 12 months I have completed this section of this form myself. **On the back of one of the photos accompanying this application I have written the full name (not just initials) of the applicant, signed my name and put the date.** See information on Note 5.

**Warning:** It is an offence against the Passport Act 1980 to knowingly or recklessly make a false statement to help anyone get a passport.

To the best of my knowledge the information on this application is true and that I am aware of the consequences of my actions.

Signature: \_\_\_\_\_

Date: \_\_\_\_\_

**15 Is the applicant under 16 years?**

Yes. See Section 17 over page \_\_\_\_\_

No. Go to section 16

**16 Do you want to include a child under 16 on your new passport?**

Yes. See Section 17 over page \_\_\_\_\_

No. You have completed this form. Please go back and check that you have filled in the form correctly. If you are unsure, write 123456789 on the back of the photos and bring them to the passport office.

**17** **Passport documents for children under 16**  
 The child's mother, father or guardian must fill in and sign this page of the form. If a guardian does this, documentary evidence of guardianship must be enclosed. (See Information Note 8.)  
 To include children's names on an existing passport, use the green form "Endorsement of a New Zealand Passport".  
**Are you applying for a separate passport for a child under 16?**  
 Yes. Go to Section 18  
 No. Go to Section 19

**18** **I consent to the issue of a separate passport for**  
 Full name of child applying for passport: \_\_\_\_\_

Does the child named above already have their name in any other New Zealand passports?  
 Yes. Give details below.  
 Don't know. Go to Section 20.  
 No. Go to Section 20.

These passports must be enclosed so the child's name can be officially deleted.  
 How many parent/guardian passports are enclosed? \_\_\_\_\_

Go to Section 20

**19** **I consent to the inclusion in the new passport belonging to:**  
 Full name of parent/guardian applying for passports: \_\_\_\_\_

of the child(ren) named here:

1. CHILDREN - name (surname, first name)	DATE OF BIRTH	DATE OF PASS	YES
2. CHILDREN - name (surname, first name)	DATE OF BIRTH	DATE OF PASS	YES
3. Surname (last name) of child	DATE OF BIRTH	DATE OF PASS	YES

**20** **Please enclose a full birth certificate for each child (see Information Note 3)**  
 Full name of child applying for passport: \_\_\_\_\_

Photos of children are not required when children's names are included on a parent's passport.

Go to Section 21

**21** **Full name of parent/guardian applying for passport:** \_\_\_\_\_

Relationship to child  
 Mother  Father  Guardian

Address of parent/guardian giving consent  
 Street: \_\_\_\_\_ City: \_\_\_\_\_ Suburb: \_\_\_\_\_

Phone: (0) \_\_\_\_\_

Are the parents of any of the children named on the form divorced or living apart?  
 Yes. Give details below.  No. Go to Section 22.  
 Is there any arrangement about custody or access (either formal or informal) for any child named on this form?  
 Yes  No

See Information Note C for more about custody matters.

Parent address (with full postal address)  
 Number: \_\_\_\_\_ Street: \_\_\_\_\_ Suburb: \_\_\_\_\_

Phone: (0) \_\_\_\_\_

Note: if more than one other parent is involved, please give details on a separate sheet of paper.

**22** **Please read this before you sign**  
 I declare that the statements made in this application are to the best of my knowledge, true, complete and correct. I know that if I have not filled in this form truthfully my passport can be cancelled and I can be fined or imprisoned.

Please check that you have filled in everything correctly, signed the form (Sections 12 and 22) and enclosed fees, photos and documents.

**Office use only**  
 Date of issue: \_\_\_\_\_  
 Date of expiry: \_\_\_\_\_  
 Date of return: \_\_\_\_\_  
 Date of issue: \_\_\_\_\_  
 Date of expiry: \_\_\_\_\_  
 Date of return: \_\_\_\_\_  
 Date: \_\_\_\_\_ By: \_\_\_\_\_



NEW ZEALAND  
IMMIGRATION SERVICE

# Application for Residence

**Please read these notes**

- Read the leaflet *Applying for Residence*
- You should include on this form any spouse and dependent children applying for residence with you. Children no longer dependant should fill in their own application.
- An *Application for Residence Personal Details* form must be completed for every person of any age included in this form.
- This form must be completed in English.
- You must enclose the application fee, which is non-refundable when you lodge this form. See leaflet *New Zealand Immigration Fees*.
- If you make any false statements you commit an offence and your application may be declined or your permit may be revoked.
- This form is given free of charge.

**Please answer all the questions.** U.S. Social Security Number

1 Name of applicant (or principal applicant if family)

2 What category below best describes the grounds of your application? (check box)  
(the leaflet *Applying for Residence* gives information on the different categories)

OCCUPATIONAL SKILLS

BUSINESS SKILLS

FAMILY: marriage to a New Zealand citizen or resident

FAMILY: parents, dependent children and single adult brothers/sisters/children

FAMILY: sponsorship of an adult brother or sister or child with a worthwhile skill and job offer

FAMILY: Humanitarian

3 Show below those of your family applying for residence with you.

Attach an *Application for Residence Personal Details* form for you and for every family member included on this form.

Name

Date of birth  
day month year

Relationship to principal applicant  
husband/wife/parent/son/daughter

4 Give details of any relatives or friends living in New Zealand

Full Name

Address

Relationship to principal applicant



Can you be telephoned during the day?

Please answer YES or NO

If YES give your day time telephone number (include area code)

Your address where all mail to do with this application should be sent?

I understand the notes and questions in this form and the information given is true and complete

Signature of applicant

Signature of parent or guardian if applicant aged under 17 years

---

5 If you (and your spouse) have lived outside your home country for more than 12 months, list the countries and the lengths of stay

To be completed by any person who has assisted applicant to complete this form

Full name of interpreter / agent

Address of interpreter / agent

6 How much money would be available in New Zealand for you and any family ?

\$NZ

7 If accommodation arranged in New Zealand, give the address

I certify that I have completed this and any attached forms at the request of the applicant and the applicant understood the content of the forms and the answers given and approved them before signing the declaration

Signature of interpreter / agent

**What to do next?**

- Attach your **Application for Residence Permit** (Form 100) and **every other permit** if applicable to the application.
- Enclose **proof of funds** to show you depend on them for your sole support.
- Enclose **Marriage Certificate** if applicable.
- Enclose **proof of your skills** if you intend to work in your field of expertise in New Zealand.
- Further **statements** may be required to support your claim to have sufficient funds to support your family.

**OCCUPATIONAL SKILLS**

- Attach **relevant information** about your current or most recent address, employment, education and **SNZ** (if you work in a regulated profession).
- Attach **relevant information** about your **current or most recent skills** that relates to the **New Zealand employment offer**. (This support is available to applicants from the EFTA Region).
- Attach **relevant information** about your **previous work** that relates to the **New Zealand employment offer**.

**BUSINESS SKILLS**

- Enclose **proof of your business skills**.
- Enclose **proof of your business plan** if you intend to start a business in New Zealand.
- Enclose **proof of your business plan** if you intend to start a business in New Zealand.

**FAMILY - Marriage to a New Zealand citizen or resident**

- Enclose evidence of your **marriage** to a New Zealand citizen or resident.

**FAMILY - parents, dependent children and single adult brothers/sisters/children**

- Attach **sponsorship** for all family members in New Zealand.
- Attach evidence of your **financial support** in New Zealand. This could be a letter from a relative

**FAMILY - sponsorship of an adult brother or sister or child with a worthwhile skill and a job offer**

- Attach a **job offer** in a form that meets the requirements of the **New Zealand**.
- Attach **proof of your skills** that relates to the **New Zealand employment offer**.
- Attach **relevant information** about your **current or most recent skills** that relates to the **New Zealand employment offer**.
- Attach **relevant information** about your **previous work** that relates to the **New Zealand employment offer**.

**FAMILY - Humanitarian**

- Attach **relevant information** about your **humanitarian situation** in your home country.



# Application for Residence Personal Details

IMM 1017 (01/07)

*Please read these notes*

- ┆ An *Application for Residence - Personal Details* form must be completed for every person of any age included in an application for residence in New Zealand
- ┆ This form must be completed in English
- ┆ If you make any false statements you commit an offence and your application may be declined or your permit may be revoked
- ┆ This form is given free of charge

*Please answer all the questions*

**1 Your full name ?**

(As shown in your Passport or Certificate of Identity)

*Please print name in Family or Surname*

**2 Any other names you have been or are known by ?**

**3 What is your sex ?**

*Please answer MALE or FEMALE*

**4 Your marital status?**

*show which status applies to you*

- never married     now married
- living in a de facto relationship     separated
- divorced     widowed     engaged

*If "now married" or "living in de facto relationship" or "separated" give details below*

Name of spouse

Citizenship of spouse

**5 Your date of birth?**

day month year

**6 Your country of birth?**

Your place of birth?

**7 Your usual residential address in home country?**

**From your Passport or Certificate of Identity give the answer to questions 8 and 9 below**

**8 Your Passport / Certificate of Identity number?**

**9 What date does your Passport / Certificate of Identity expire?**

day month year

**10 Your citizenship or nationality?**

**11 If you are in New Zealand:**

**(a) What date did you arrive?**

day month year

**(b) What date does your present permit to be in New Zealand expire?**

day month year

**(c) What is your current residential address in New Zealand?**

**12 Have you any physical, mental or medical disability or special care needs?**

*Please answer YES or NO*

*If YES give a brief description of your disability and any medical treatment being given*

13 What languages can you understand ?

14 What languages can you speak ?

15 What languages are you able to read ?

16 What languages are you able to write ?

**If you are under 12 years old you need not answer questions 17 to 18. Go to Declaration**

17 Do you have any children born to you or adopted by you ?

Please answer YES or NO

If YES please give details of all children on the reverse side of this form

18 Do you have any of the following relatives?

mother  father  brothers  sisters

Please answer YES or NO

If YES give details of relatives on the reverse side of this form

19 Do you intend to work in New Zealand?

*Need not be answered by Business Migrants*

Please answer YES or NO

If YES give details of your work history on the reverse side of this form

20 Have you ever been convicted of any offence against the law in any country?

Please answer YES or NO

If YES give details of nature of offence, year convicted, country, and penalty imposed

21 Have you ever been deported, excluded from or ordered to leave any country?

Please answer YES or NO

If YES say where, when and why

22 What schooling, trade or professional qualifications do you have ?

---

### Declaration

I understand the notes and questions in this form **and** the information given is true and complete

Signature of applicant

Signature of parent or guardian if applicant under 17 years

---

### What to do next?

Attach to this application one recent passport size photograph of yourself with your name on the back

To be completed by any person who has assisted applicant to complete this form

Full name of Interpreter agent

Address of Interpreter agent

I certify that I have completed this and any attached forms at the request of the applicant

and the applicant understood the content of the forms and the answers given and approved them before signing the declaration

Signature of Interpreter agent

Date

## Australian Addresses

### Medical Enrollment:

Medicare Enrollment  
GPO Box 9822  
Capital City of your State  
(Sydney, NSW)

### Passport Offices:

Commonwealth Government Centre  
Hunter and Philips Street  
Sydney 2000, New South Wales

Commonwealth Government Centre  
Latrobe and Spring Streets  
Melbourne, Victoria 3000

Passport Office  
Sun Alliance Building  
45 Grenfell Street  
Adelaide, South Australia 5000

Commonwealth Government Centre  
295 Ann Street  
Brisbane, Queensland 4000

### Information Sources:

*The Sydney Morning Herald*  
*The Weekend Australian*  
Berlitz City Guide to Sydney  
Australian Consulates in New York, Chicago,  
Los Angeles

## **New Zealand Addresses**

### **For All Birth/Death Records:**

Registrar General  
PO Box 5023  
Lambton Quay, Wellington

### **Passport Office:**

Passport Office  
Department of Internal Affairs  
PO Box 2220  
17 Albert Street, T & G Building  
Auckland

### **Banking Services Information:**

Marketing Department  
Bank of New Zealand  
PO Box 2392, Wellington

### **New Zealand Diplomatic Posts:**

New York  
Washington, D.C.  
San Francisco  
Los Angeles

## Australian Addresses

### Medical Enrollment:

Medicare Enrollment  
GPO Box 9822  
Capital City of your State  
(Sydney, NSW)

### Passport Offices:

Commonwealth Government Centre  
Hunter and Philips Street  
Sydney 2000, New South Wales

Commonwealth Government Centre  
Latrobe and Spring Streets  
Melbourne, Victoria 3000

Passport Office  
Sun Alliance Building  
45 Grenfell Street  
Adelaide, South Australia 5000

Commonwealth Government Centre  
295 Ann Street  
Brisbane, Queensland 4000

### Information Sources:

*The Sydney Morning Herald*  
*The Weekend Australian*  
Berlitz City Guide to Sydney  
Australian Consulates in New York, Chicago,  
Los Angeles

## **New Zealand Addresses**

### **For All Birth/Death Records:**

Registrar General  
PO Box 5023  
Lambton Quay, Wellington

### **Passport Office:**

Passport Office  
Department of Internal Affairs  
PO Box 2220  
17 Albert Street, T & G Building  
Auckland

### **Banking Services Information:**

Marketing Department  
Bank of New Zealand  
PO Box 2392, Wellington

### **New Zealand Diplomatic Posts:**

New York  
Washington, D.C.  
San Francisco  
Los Angeles



**EXPATRIATE'S  
EMPLOYMENT  
HANDBOOK**



# Contents

	Preface	vii
	SECTION I: The Search	
<b>CHAPTER 1</b>	The Real World Overseas	<b>3</b>
<b>CHAPTER 2</b>	Job Hunting	<b>19</b>
	SECTION II: Resources	
<b>CHAPTER 3</b>	Finances	<b>85</b>
<b>CHAPTER 4</b>	Taxes	<b>89</b>
<b>CHAPTER 5</b>	Mail-Forwarding Services	<b>91</b>
<b>CHAPTER 6</b>	Education by Mail	<b>93</b>
<b>CHAPTER 7</b>	U.S. Embassies	<b>97</b>
<b>CHAPTER 8</b>	Airline Reservations	<b>107</b>
<b>CHAPTER 9</b>	Hotel Reservations	<b>111</b>
<b>CHAPTER 10</b>	Car Rental	<b>113</b>
<b>CHAPTER 11</b>	Mail Order Catalogs	<b>115</b>
<b>CHAPTER 12</b>	Magazines and Newsletters	<b>119</b>
<b>CHAPTER 13</b>	Maps	<b>129</b>



# Preface

Working overseas began as quite a paradox for me. I responded to dozens of advertisements promising high pay, adventure, and travel, but I was always disappointed with the lack of specific addresses and “how-to” information in the materials I received. Those brief publications usually contained only wandering rhetoric with a “go-get-’em” pep talk and a few generalized addresses of government agencies such as the Peace Corps. I got the impression that much of the information on overseas jobs was being produced by college graduates who, after spending a summer in France or England, decided to write about working abroad. They probably understood the mechanics of research and publication rather well but had no idea what life is like on an offshore oil rig. Consequently, their publications focused on government clerical vacancies and foreign teaching jobs. There’s nothing wrong with that, but it did little for me as a specialized technician.

I began collecting addresses of companies and personnel agencies more specific to my needs, and eventually I realized

that my collection had evolved into a system that could be used by anyone interested in overseas employment. It's a system particularly well suited to filling the void that currently exists for the *real* work force overseas—the technicians, construction workers, engineers, and service-industry personnel. It's an efficient system that has never failed to produce job offers every time I've used it, and it incorporates dozens of tips and suggestions developed over twenty years of experience in foreign countries. Hopefully, the years of research that went into the making of this book will benefit you throughout your overseas career. Designed as a complete source of information for both newcomers and professionals, this book is dedicated to the overseas workers whose lives revolve around worn luggage, the thud of visa stamps, and an insatiable desire for travel and experience.

—DENNIS RILEY

Section I.

# The Search



---

# 1

---

## The Real World Overseas

Directly in front of me is the Pacific Ocean, flat and mirrorlike on a beautifully calm day. Looking out from under a shaded palm canopy, I watch as a school of mullet break free of their watery world, blasting into the air with an audible “woosh” in an attempt to escape a hunting predator.

My plan is to spend the afternoon fishing on a long coral reef just off the beach. As I wade into the fluorescent blue-green water, I smile at the thought that has been coming to mind all day . . . I’m being paid to be here. Conditions such as these are why I enjoy working overseas so much, and while the preceding description is entirely truthful, it doesn’t tell the whole story for someone who is interested in working overseas for the first time.

The other side of this example was that, because of the tropical environment, the company didn’t have any trouble finding plenty of applicants, and the pay was consequently low (relative to other overseas contracts). But when you take free housing, free food, and no-tax status into consideration, it doesn’t take long to realize that a year in

the tropics can produce a good tan and money in the bank. The key to having a clear picture of the real world overseas is to consider all aspects of the situation, such as pay, living conditions, and tax advantages.

In this particular tropics contract, the overall picture was good. The housing consisted of a small but neat private room, the food was well prepared, and the working conditions were pleasant. All that was lacking was the pay, which one friend compensated for by purchasing a boat and starting his own offshore charter fishing business. The business paid for his expenses and occupied his spare time, and at the end of his contract he had paid for the boat and put money in the bank. The last I heard, he had renewed his contract and was planning to buy a larger boat.

In stark comparison to the relaxing tropics was a contract I worked in the Middle East. Here, money outweighed all other considerations. Salaries in the Middle East are generally higher because of the harsh environment; the climate is extremely hot, interacting in most Middle Eastern cultures is difficult for Westerners, and the isolation of a desert construction camp can be severe. I was lucky enough to get a nice, private room that I filled with computers and video equipment to fill my spare time. If you're a self-motivator and can find ways to occupy yourself to compensate for the isolation, payday makes it all worth the effort.

As a general rule, pay is relative to the environment. Rest assured you'll be offered more to work in Greenland than the Caribbean. Beyond that, it's largely a matter of weighing the variables of each particular situation. Again, the pay may be low on a contract you're offered, but what about the overall picture? If the geographical area is of interest to you, you can travel on weekends, or perhaps you feel the area is attractive because it offers scuba diving or the potential for starting a business on the side.

Try to give this point some consideration before you start receiving offers: Are you willing to sacrifice the majority of your accustomed comforts and take a contract in a harsh environment for the sole purpose of making a lot of money,



or would you be happier working for a little less money in a country where you could travel and learn about the local culture?

In all honesty, I took my first overseas jobs with money as the main objective, but as time goes by I find myself leaning more toward contracts that are of shorter duration, such as start-up jobs at new facilities that require a high degree of specialization and usually last less than one year. Technical challenge has become an important consideration for me, and specializing in start-up operations also affords the luxury of ample time off between jobs. I mention this to point out the evolutionary process you are likely to go through during your overseas career. It helps to realize that one day you will be the expert in your field, so try to imagine where you want to be twenty years from now and choose the contracts that will give you not only money, but also the experience to reach your future objectives.

Boredom can be a major factor in some overseas assignments. Many overseas jobs are in remote, isolated areas, and the ability to keep yourself occupied is imperative. Everyone gets lonely, especially on a remote drilling platform or even in a city thousands of miles from your home and friends. My personal method for beating boredom is to immerse myself in a major project each time I take a new contract. It may be pursuing a college degree or technical training program through correspondence, or setting up a lapidary shop for polishing stones particular to the area. Whatever your interests, I strongly suggest total immersion in some hobby or endeavor to prevent your spare time from affecting your overseas experience adversely.

On the other hand, I've known some people who use remote overseas jobs as a means of relaxing and recharging their batteries. For them, the luxury of retiring in front of an elaborate video system every evening is a tonic, and why not? They can enjoy their pastime knowing their bank account is growing and the hassles of tax-time and rush hour are behind them. Freedom is a quality enhanced through overseas employment—freedom from the rat race, freedom

from dead-end jobs, and freedom to design your own future. I can remember walking along a beach in Malaysia with a leather bag slung over my shoulder; I had just finished a contract in the Middle East, my bank account was full, I didn't owe a cent to anyone in the world, and there was no place I had to be. It was a luxurious feeling I'll remember as long as I live.

Overseas contracts vary widely, but the best ones have it all: good pay, pleasant housing, and an interesting job. Those are the ones that the pros stick with and turn into a system. One friend works a month-on, month-off schedule on an offshore oil rig. He spends his month off at his secluded, rustic home in the Colorado Rockies, where he restores antique automobiles. Another friend works in Saudi Arabia and spends his liberal vacation time at a beach resort he owns in Thailand. The possibilities are limitless.

Working and living overseas is rewarding, not only financially but in the unique experiences you'll have in different cultures. Perhaps the most remarkable realization for me was that life as we know it in the United States is unique to this small portion of the world. It's very easy to take the conveniences of our society for granted until you visit some of the destitute Third World countries and experience their plight. It's literally shocking to finally recognize the percentage of the world's population that lives under conditions of abject poverty. If nothing else, experiences such as these will make you aware of what you have—and grateful. It's a moving experience when someone who earns less in a year than you do in a week offers you a bowl of rice and a genuine smile. This is the norm in most places, and regardless of media sensationalism to the contrary, the people of most Third World countries are kind and extremely hospitable. In my experience, this is the real world overseas, and it's the reason I keep going back time after time.

## **Contracts**

An overseas employment contract is an agreement between you and your employer. For the benefit of both you and the employer, it states the specific terms of employment in advance. It stands to reason that a company doesn't want to go to the expense of flying you halfway around the world only to have you leave because of misrepresentation on the part of either party. You benefit by knowing what you're getting into in advance.

The majority of overseas contracts are through U.S.-based companies; consequently, the terms of the contract are subject to U.S. laws. This means that any misrepresentation, fraud, or default on the part of a company can be tried in a U.S. court, should you feel such action is necessary. You don't have this safeguard, however, when you are employed by a foreign company or government. In the case of a friend who worked for a small Middle Eastern company, payday came around and he was told that because of some difficulties, his pay would be delayed until the following week, at which time, he was assured, he would receive full payment. When the second payday came and went with no remuneration, his efforts to reach managers higher in the company were stalled, and several weeks later the company ceased to exist because of financial problems. By now he was owed thousands of dollars and had lost other important contract benefits, such as travel expenses, vacation pay, and an end-of-contract bonus. His only recourse was to file legal action against the company in a country where the legal system was not only archaic, but hampered by graft and corruption. He ended up losing a very large sum of money.

The point here is to use caution when employed by a non-U.S.-based company. If the terms of the contract seem agreeable to you, by all means take the job, but be cautious at the first sign of a problem. My basic rule is to let a pay problem go no longer than one week. Then, confront company representatives with your intent to leave. If you don't receive payment or a satisfactory answer, bail out and take a small

loss rather than allow the problem to magnify over months. The chances of this happening to you are slim, but I mention the instance simply so that you're informed and aware of contingencies. And again, understand that we're talking about potential problems with a non-U.S. employer only.

An overseas employment contract usually includes the following categories in one form or another. A brief description of each will help you understand what to expect.

### **Position Classification and Pay Rate**

This shows what job you are being hired to do (it may include an actual job description) and your hourly wage or monthly salary.

### **Hours**

A point of consideration: Many overseas jobs are based on a forty-eight-hour work week. Be sure your recruiter spells out whether your overtime pay will start after forty hours or forty-eight hours per week.

### **Point of Hire**

This should be your actual residence, not a major city that's close by. The difference is that if you live fifty miles from Pittsburgh and put "Pittsburgh" down as your point of hire, you may not be reimbursed for travel expenses to the airport. If that doesn't sound like a big deal, multiply it six or eight times (typical of liberal Middle East contract vacations) and it begins to be an expense worthy of attention.

### **Vacations**

Some contracts offer liberal vacations, such as two weeks of paid vacation every three months. That makes four vacations per year, but of those four only one includes round-trip airfare to your point of hire. The other three vacations will include round-trip tickets to London (typical example). Of course, you can add an additional amount to the price of a ticket to London and fly home every three months if



**Among the benefits of overseas employment are the liberal vacation policies offered by many employers, which allow ample opportunity for travel. Here, the author enjoys parasailing during a paid holiday in Mexico.**

you desire. Or you can simply take the cash value of the London airfare and use it to pay for a ticket to someplace on the Mediterranean and still have money left over to finance your vacation. Other contracts may stipulate one vacation per year including round-trip airfare to the point of hire, while some even offer cash payback for unused vacation time.

### **Medical**

Be careful here. The term "All medical expenses are free" looks great on paper, but think about where you're going. Free medical care in Ethiopia may leave something to be desired. Question your recruiter carefully. Will you be sent to a local hospital in an emergency? Are the doctors there American, Egyptian, Indian? Does your company have a doctor? Will your company air-vac you out to a Western country if a serious problem develops? Who pays for an air-vac if one is needed?

### **Travel/Relocation Pay**

Some companies offer a daily "per diem" or flat rate that

you are authorized to spend while traveling to your new job location. Others ask you to keep your receipts for itemized reimbursement. Either way, your expenses are covered. The only thing to be aware of is that some companies may require a "payback" of relocation expenses if you should break your contract by leaving before the agreed-upon length of employment.

## Housing

Housing can range from luxurious houses to construction-camp tents. Again, "free housing provided" is rather vague, so be sure your recruiter is specific about the arrangements. Will you have a private room or be expected to share a room? Will there be any charge for housing? Any maid service?



Housing can vary widely, depending on the country and the employer. This Pacific island duplex is typical of management housing.

## **Renewal Bonus**

After successful completion of your contract, most companies offer a sort of “re-enlistment” bonus that will usually be a percentage of your first-year salary, paid monthly over the following year. Lump-sum bonus payments at the end of a contract are getting rare because companies have realized they can provide the motivation for employees to stay longer by extending the payment of a bonus over an entire year.

## **Termination Agreement**

Basically, this clause states that if the company ceases operation of its project, they will be under no further obligation to you. Most companies clearly state that under these circumstances, they will provide you with a return ticket to your point of hire. On the other hand, if you quit before the agreed-upon time of your contract, the company is under no obligation to provide return transportation. As previously mentioned, some companies may also require you to repay relocation expenses.

## **Miscellaneous**

Other clauses on the contract will cover points such as shipment of personal goods, vaccinations (if required), regulations and laws of the country that you will be employed in, and other benefits. Ask your recruiter for clarification on any items that aren’t completely clear to you.

## **Living Conditions**

The quality of housing can vary widely depending on the country you are in and the company you’re working for, so I’ll give some examples. On one contract I was given a brand-new, furnished studio apartment in a large complex. Downstairs there were recreation rooms, video rooms, a swimming pool, and a cafeteria. All of this, in addition to

my own car, was free. In comparison, I was on one start-up job in the Middle East where I was given a bed and a locker in a large, open-bay facility shared by a dozen other men. If you've been in boot camp, you know the feeling. The only consolation in this case was that the situation was temporary because we were the first group to arrive on site. We were later given individual rooms in a nice facility, but the first two months were tough. Keep in mind that start-up operations of this type can be hard going during the initial months. If the company is good, they'll send in logistics people to establish housing and recreational facilities ahead of everyone else. If you're among the first to go in on a new project, you may be asked to "help establish things," which can mean anything from renting apartments to unloading produce at three in the morning. I've been in that situation, and the only consolation for me was that the project manager was slinging cases of produce right along with me because the warehouse people had not yet arrived.

Typical housing in many Middle East countries is a "villa,"



**The rank and file often live in dormitories such as this one.**



or what we refer to in the States as a two-story, four-bedroom house. It is usually shared by two or three bachelors who have their own private rooms, but who share common areas such as the kitchen, living room, and bath. In Saudi Arabia for example, the villas I've seen had small yards surrounded by high walls that afforded at least some degree of outside privacy. Families on "accompanied" status can expect the same types of variations in housing, from a nice, private house to a duplex trailer in the desert. The bottom line here is to find out in advance what kind of housing to expect.

### **Preparations**

Once you accept a contract and find yourself overseas, you can expect dozens of routine details to crop up, such as applying for a driver's license, shopping for necessities, and settling into your new house. You'll be busy enough without trying to take care of problems back in the States through correspondence, so get organized now, before you leave. And if getting organized is good sense, consolidating is the key to it all.

My first job overseas revolved around payday, and when that highly anticipated event rolled around, I began to run into an abundance of small problems. My checking account was in California, my savings account was in the Channel Islands, and my paycheck was being sent from New York City (to be cashed in Saudi Arabia). Toss a mistake by a bubble-gum-chewing teller into the middle of this scenario and the result was chaos.

The next time, I was prepared. Before leaving the States on my next contract, I opened an account that had all the services I needed consolidated into one simple statement; my check was deposited directly into an account that also offered savings and credit-card convenience. One statement, no hassles.

Mail is another area of concern when working overseas, and it pays to enlist the services of a good mail-forwarding

business before you leave. If you have a family or a friend who will forward your mail for you, you're lucky, but if you're going to close up the apartment and follow the sunset, I strongly suggest consolidating your mail through a forwarding service. They're low-cost and efficient, and they'll save you from the drudgery of sending dozens of change-of-address notices every time you move. With a mail service, one letter is all it takes to change your address. You can have your mail forwarded as often as you like, but I have mine forwarded once a week to keep costs down. An additional benefit is that the service packages all your mail in one large manila envelope instead of forwarding a dozen or more separate letters. In a Third World country where lost mail is an everyday occurrence, reduced volume is reduced risk.

Traveling through South America at the end of your contract? No problem; notify your mail service to hold your mail, then contact them with your address in Rio de Janeiro. During my early years overseas I lost contact with several close acquaintances from different countries, undoubtedly because of my extensive traveling and numerous address changes. Since I began keeping a permanent address through my forwarding service, I've received letters from friends I hadn't heard from in years. In one case, I received a letter from an acquaintance I'd worked with years before in Africa. He was involved in the staffing of a new project in the Pacific and wrote to see if I was interested in a manager's position. It just so happened that I had recently completed a start-up project and was in Hawaii when his letter was forwarded to me. One week later I was managing a new project without ever having initiated a job search. Another luxury of maintaining a permanent address is being able to have business cards printed for distribution to professional acquaintances and friends, and knowing that each time you hand one out it may result in a referral years later.

Other advance preparations are mainly common sense items. If you wear eyeglasses or contacts and are going to be in an isolated area, take spares. If you're going to a remote area and don't want to rely on frontier dental procedures,

have any necessary work done before you leave the States. Think about it; it's a motivator.

Feel free to carry as much sports or hobby equipment as you like, but my rule of thumb is to carry only those items I won't be able to purchase where I'm going. The luxury of traveling light offsets any inconveniences, and it's a good system. At the end of my contract I sell everything I purchased locally, such as stereo, TV, sports gear, and so on. That way I can travel light and purchase new equipment at my next location, which allows me to try different products and eliminate certain aspects of a previously owned product that I found undesirable. If all else fails and you can't find an item you want locally, refer to the mail-order section of this book. You'll find that mail-order catalogs are among the top ten in the list of desirable books in remote job locations.

## **Travel**

People constantly remark that it must be exciting to work overseas and travel all over the world. Granted, the first few months of any new contract are exciting; there are interviews to attend, things to pack, planes to catch, and jobs to learn. But eventually it will all settle into a routine just like anything else. The novelty of Arctic tundra or a Middle Eastern desert can wear off quickly.

Travel is an excellent way to maintain a level of anticipation and excitement. During a typical one-year contract, try to take a short weekend trip at least once a month. It gives you something to look forward to, and even a bus trip in a foreign country will leave lasting impressions. The most important point I can make is to be sure you don't fall into the trap of saying to yourself, "I'll visit that old castle when I come back." Chances are you'll never be back, so see the sights and grab the experiences while you can. Don't let the cost of a plane ticket stop you from making a weekend trip to a neighboring country. Looking back on many such trips, I can vividly remember the smell of fresh-baked bread



**Opportunities for exotic adventure abound when one is employed overseas. Even short weekend trips like this Yukon River snowshoeing stint the author went on in Alaska help to maintain a feeling of anticipation and excitement while on the job.**

along cobblestone alleys, but I haven't the faintest idea how much the plane ticket cost.

### **How to Get There**

The remainder of this book is devoted to the mechanics of getting a job overseas. There are sections on how to develop your job search, addresses of hundreds of companies and personnel agencies, and tips on how to develop your own "master list" of companies that hire for your specific career field.

Once you get there, this book will continue to assist you

in everyday life overseas by providing addresses for mail-order products, mail-forwarding services, financial information, and emergency services.

Even as your overseas job is coming to an end, the information contained herein will assist you in contacting various overseas employment newsletters that will keep you informed of current projects and trends in overseas employment.

Due to the nature of this type of publication, constant revisions will be required. Companies come and go, addresses change, and trends in overseas employment fluctuate. While every attempt has been made to provide accurate information, please understand that changes are taking place as this is being written. In order to compile accurate information for future revisions of this book, you are invited to contribute information regarding companies that have gone out of business, address changes, new projects overseas, or even suggestions on how improvements can be made. As a member of the overseas employee community, this is *your* book, and your contribution to its accuracy will be appreciated by all of us, worldwide.



---

# 2

---

## Job Hunting

Over the past twenty years I've developed a simple procedure for job searching that has never failed to bring me an offer of employment. All that you need to implement your own job search is this book, a typewriter, and some stationery. Through a long period of evolution, I've refined the process to the point where you should experience no wasted effort or misdirection, and best of all, you can begin today.

The object of the search is "total market saturation," which means putting your résumé on the desk of every potential overseas employer you can identify. Contact potential employers two ways: through direct correspondence and personnel agencies. This ensures total market coverage (circulation) of your résumé. If there's an opening out there and you missed the company using your direct correspondence approach, chances are good that one of the personnel agencies you've enlisted will make the contact for you through its computer networks. This market saturation concept is the key to it all, and it's just as simple as it sounds. All

you need to do now is identify the companies and agencies that deal in openings for your type of work.

Start your job search with one crystal-clear objective: to go all-out until you get the job you want. Getting an overseas job is largely a matter of timing, and the wait for the right opportunity may be months. It seems that December is about the worst time of the year to launch a campaign and expect any kind of reply, but after the first of the year, new projects often materialize. Having your résumé out there puts you in contention. Some overseas projects come together extremely fast. By the time a company's executives finalize a contract for the operation and maintenance of a facility, the construction crews may already be in their final phase. This prompts a frantic rush to get O&M managers hired and in place. Being caught in a corporate whirlwind like this can put you in a foreign country almost overnight. But on the average you can expect to spend several months of waiting and negotiating after you've put out your applications. If you have a job, keep it. Use your evenings and weekends to launch a serious campaign, then negotiate any offers from a position of flexibility. If you're unemployed, there's a lot of pressure to jump at the first offer without taking time to look at the whole picture. Above all else, don't get discouraged. Landing a good overseas job takes time and persistence.

### **Identifying Potential Employers**

You need to identify employers that hire for your specific type of work and to begin developing your own "master list" of overseas employers. This is probably the most important and most challenging portion of your overall job search, so let's approach it step by step.

First of all, recognize that this particular part of your job search is an ongoing, evolutionary process. You'll contact hundreds of companies in an effort to separate those that hire individuals in your occupation from those that do not.



As soon as replies start coming in, begin your master list of only those companies that pertain to your occupation. This is a “weeding-out” process. Some companies write back stating they don’t hire mechanical engineers, for example. Cross their addresses off your list. You are already making progress toward your goal by eliminating the addresses of overseas companies that are of no use to you. Look for replies that state, “While we don’t have any current openings, we’ll keep your résumé on file.” Indirectly they’re saying yes, they do hire mechanical engineers, and that’s all you need to know. You’ve successfully identified a potential employer even though they didn’t offer you a job. Next time around they may have just the job you’re looking for.

Initially, you’ll fill your trash can with negative replies from dozens of companies. *That’s progress.* Expect it and don’t be discouraged. You’re simply identifying companies that don’t have what you’re looking for and can consequently be checked off your list. Soon you will have a respectable master list of companies, all of which hire people in your specific occupation. At this point, you initiate your serious job search by sending résumés to those companies that you have identified as potential employers. You have now developed a refined, professional system that brings results.

## **Cover Letters**

Think of a cover letter as the way you introduce yourself and give a brief statement of your interests. Use it to establish who you are and the type of work you do, and to point out that you’re available for a personal interview. Specific job experience should be left to the attached résumé.

You must individually address the cover letter to each company or agency you contact, and this is where the problem begins. Launching a major job search campaign means contacting hundreds of companies, and that means hundreds of individually addressed cover letters. You can copy a résumé several hundred times, but you must

individualize the cover letters. Typing several hundred cover letters can be an onerous task, especially when the content is always repetitive since the company name/address is usually the only part that changes. There are several possible solutions to the problem. The best method is to use a computer and letter-quality printer. You can develop a data base that will hold hundreds of addresses of companies that hire for overseas positions. In effect, you computerize your master list. When you launch a new job search, simply write one cover letter, which you store in the data base. You "merge" a specific company name and address with the standard cover letter text and direct the computer to print each one as an individualized cover letter. The system can also print the company addresses on mailing labels that you simply stick on, which saves typing hundreds of envelopes. Then all that's left is to staple a copy of your résumé to each cover letter and mail it off. When the individual companies respond, use their company stationery to cross-check the addresses and phone numbers on your master list. If an original letter is returned as undeliverable, simply delete the company from your master data base.

Using your own computer to develop your master data base and to print applications is by far the easiest way to develop a professional and effective system, but there are other options. One is to simply type a basic cover letter and give it (along with a list of addresses) to a business services office and have them print the individualized cover letters and mailing labels on their computer. Then all you have to do is staple a copy of your résumé to each cover letter and affix a mailing label to each envelope. An advantage here is being able to travel without the added bulk of a portable computer.

As a last resort, you can always type a standard cover letter without a company name or address, then run several hundred copies and attach one to each résumé. You still have to address each envelope, but it saves writing hundreds of individual cover letters. I used this method years ago when trying to initiate a job search from remote locations, but

a copied cover letter can give the impression that the person who sent it takes shortcuts or is lazy. I'm sure there are many who cringe at the thought of a copied cover letter, but the content of the résumé is the important point, and any recruiter who dismisses a person's experience in favor of administrative form is missing the boat. While the use of individualized cover letters is highly recommended for making a good impression, the use of copied cover letters is an option for someone in a remote location with little more than a typewriter and paper.

One final tip: put "Attn: Personnel" in the bottom left-hand corner of each envelope. A letter addressed to a large multinational corporation may go through days of interdepartmental forwarding before finally reaching the personnel department. This final touch can prevent your application from gathering dust in a receptionist's in-basket.

## **Résumés**

I won't dwell on form and content of résumés since there are hundreds of books on the subject, but let's think for a moment about the "intent" of a résumé. Imagine yourself as a personnel recruiter who is somewhat tired of being inundated daily with a barrage of applications. This morning you have a position to fill and you've narrowed the prospects down to two candidates with nearly identical experience. Their résumés are in front of you and, as you begin reading the first one, you immediately see that it is concise and to the point. You move through it quickly, picking out the information you want and set it aside. Subconsciously you have a good feeling about it because it didn't waste your time. The second résumé is written in wandering longhand with flowery adjectives and lengthy descriptions that are not pertinent to the objective of a résumé—to convey *specific* information. The résumé is an outline of your experience, not a novel. Try to be blunt on paper. Cut unnecessary words. Convey pure information. Then, once you're called in for an

interview, be prepared to embellish at length about your experience and achievements in person.

## Replies

For your initial job search, let's assume you'll send résumés to two hundred companies. Based on my experience, you can expect perhaps a dozen to be returned with notices such as "Not deliverable as addressed" or "forwarding time expired." This is routine and understandable when you think about the number of companies you're contacting. There will always be changes as companies come and go, so update your master list accordingly. Perhaps another dozen will answer that their company doesn't hire for your specific occupation. Check them off. The majority will reply that they will keep your application on file. Build your list on these.

Some companies will respond by sending you their company employment application, requesting that you fill it out and return it to them. These deserve your utmost attention because it indicates one of two things: either they have a current opening for which you're being considered, or an opening is anticipated and you're being lined up as a potential candidate. Either situation could be a payoff, and I stress the importance of completing the application in careful detail, as neatly and as quickly as possible. A note of caution: Think about what you're writing in advance. You only have one application form, and mistakes are difficult to correct. You don't want to submit a sloppy application.

Finally, there's the reply that comes in the form of an invitation for a personal interview. This one ranks right up there with a royal flush, and you stand an excellent chance of being hired. When you're in this position, you can bet that the company representatives have pretty much made up their minds to hire you as long as you can display the level of competence indicated on your résumé and seem to be a normal person. Companies don't go to the expense of flying you to an interview unless they're seriously

interested, so relax and enjoy the trip. It could be the start of an exciting overseas experience.

## **Companies**

In the first phase of your job search, your main concern is getting your résumé to the companies that hire for overseas jobs. Your objective is to identify those that might be looking to fill the specific position for which you qualify. During your initial search, you will go through the weeding-out process I spoke of earlier. If, for example, you come across a company called "ABC Engineers," it's difficult to determine whether they need mechanical engineers. Perhaps they specialize in electrical design and have no use for mechanical engineers. Perhaps not. The only way to be sure is to send that first letter and find out. The law of résumés is simple—when in doubt, put one out.

The following section contains the addresses of hundreds of companies that hire people to fill positions overseas. There are many different categories, and your specific job may overlap into a number of them. A mechanical engineer, for example, is likely to find employment with companies in the engineering, oil/gas, or chemical categories. A commercial diver might contact companies in the marine and oil/gas categories. Nurses aren't limited to the medical section and should contact companies in the operations and maintenance group since these companies are often responsible for staffing large project-support contracts.

Go through the lists of company addresses in this book and mark each one that has potential for you. Your initial list may include several hundred companies, but remember that many will eventually be crossed off as unsuitable for you. Send a résumé to each company you've marked, then use their replies as the basis for your master list.

Continue adding to your master list over the years by subscribing to overseas newsletters. Each time you see an advertisement for a job in your field, add the company to

your list. Even if an advertisement is for another discipline, target the company for future application. Military newspapers are another good source for addresses. Recruiters are very conscious of highly trained military technicians who already have foreign experience, and companies advertise heavily in these publications. Trade magazines (*Electrical World*, *Construction News*, etc.) are excellent sources for overseas jobs and company addresses. Whatever the source, add to your master list religiously. The more extensive (and refined) your list is, the better your chances for landing a spectacular job.

### Advertising

Backer Spielvogel Bates  
Worldwide, Inc.  
405 Lexington Ave.  
New York, NY 10174

D'Arcy Masius Benton  
& Bowels, Inc.  
909 3rd Ave.  
New York, NY 10022

BBDO Worldwide  
1285 Avenue of the Americas  
New York, NY 10019

DDB Needham Worldwide  
437 Madison Ave.  
New York, NY 10022

Bozell Jacobs Kenyon  
& Eckhardt, Inc.  
40 W. 23rd St.  
New York, NY 10010

Foote, Cone & Belding  
Communications, Inc.  
101 E. Erie St.  
Chicago, IL 60611

Leo Burnett Co. Inc.  
35 W. Wacker Dr.  
Chicago, IL 60601

Ketchum Communications  
Inc.  
6 PPG Place  
Pittsburgh, PA 15222

Dailey & Associates  
3055 Wilshire Blvd.  
Los Angeles, CA 90010

Lintas: Worldwide  
1 Dag Hammarskjold Plaza  
New York, NY 10017

McCann-Erickson Worldwide  
750 3rd Ave.  
New York, NY 10017

J. Walter Thompson Co.  
466 Lexington Ave.  
New York, NY 10017

Ogilvy & Mather  
Worldwide, Inc.  
Worldwide Plaza  
308 W. 49th St.  
New York, NY 10019

Young & Rubicam Inc.  
285 Madison Ave.  
New York, NY 10017

---

### **Aerospace**

Allied Signal Aerospace Co.  
2525 W. 190th St.  
Torrance, CA 90509

Grumman Aerospace Corp.  
1111 Stewart Ave.  
Bethpage, NY 11714

Bell Helicopter Co.  
P.O. Box 482  
Ft. Worth, TX 76101

Hughes Aircraft Co.  
7200 Hughes Terr.  
Los Angeles, CA 90045

Bendix Field Engineering  
Corp.  
1 Bendix Rd.  
Columbia, MD 21045

Lear Siegler Inc.  
220 S. Orange Ave.  
Livingston, NJ 07039

Douglas Aircraft Co.  
3855 N. Lakewood Blvd.  
Long Beach, CA 90846

Lockheed Corp.  
4500 Park Grenada Blvd.  
Calabasas, CA 91399

Dynalectric Co.  
8300 Greensboro Dr.  
McLean, VA 22102

LTV Corp.  
P.O. Box 655003  
Dallas, TX 75265

General Dynamics Corp.  
7733 Forsyth Blvd.  
St. Louis, MO 63105

Martin Marietta Corp.  
6801 Rockledge Dr.  
Bethesda, MD 20817

McDonnell Douglas Corp.  
Box 516  
St. Louis, MO 63166

Raytheon Missile Systems  
Division  
350 Lowell St.  
Andover, MA 01810

TRW Space &  
Technology Group  
One Space Park  
Redondo Beach, CA 90278

Rockwell International Corp.  
600 Grant St.  
Pittsburgh, PA 15219

United Technologies Corp.  
United Technologies Bldg.  
Hartford, CT 06101

Rohr Industries Inc.  
H Street  
Chula Vista, CA 92012

Western Gear Flight  
Structures  
2604 Hwy. 20 N.  
Jamestown, ND 58401

Textron Inc.  
40 Westminster St.  
Providence, RI 02903

### **Automotive**

AP Parts Corp.  
1 John Goerlich Sq.  
Toledo, OH 43624

Chrysler Corp.  
12000 Chrysler Dr.  
Highland Park, MI 48288

Arvin North American  
Automotive  
101 Center St.  
Greenwood, IN 46143

Ford Motor Co.  
The American Rd.  
Dearborn, MI 48121

Avis Service Inc.  
900 Old Country Rd.  
Garden City, NJ 11530

General Motors Corp.  
3044 W. Grand Blvd.  
Detroit, MI 48202

Budget Rent-A-Car Corp.  
200 N. Michigan Dr.  
Chicago, IL 60601

Kent-Moore Corp.  
28635 Mound Rd.  
Warren, MI 48092



**Aviation**

AAR Corp.  
2100 Touhy Ave.  
Elk Grove Village, IL 60007

Aero Systems Inc.  
5415 NW 36th St.  
Miami Springs, FL 33166

Air Express International  
Corp.  
120 Tokeneke Blvd.  
Darien, CT 06820

Air Logistics Corp.  
3600 E. Foothill Blvd.  
Pasadena, CA 91107

Airborne Express  
2580 S. 166th St.  
Seattle, WA 98158

Alaska Airlines Inc.  
19300 Pacific Hwy. S.  
Seattle, WA 98188

American Airlines Inc.  
4200 American Blvd.  
Ft. Worth, TX 76155

Bell Helicopter Textron Inc.  
P.O. Box 482  
Ft. Worth, TX 76101

Burlington Air Express  
18200 Van Karman Ave.  
Irvine, CA 92715

Cessna Aircraft Co.  
5800 E. Pawnee St.  
Wichita, KS 67218

Consolidated Freightways  
Inc.  
175 Linfield Dr.  
Menlo Park, CA 94025

Continental Airlines Inc.  
2929 Allen Pkwy.  
Houston, TX 77019

Delta Airlines Inc.  
1030 Delta Blvd.  
Hartsfield Atlanta  
International Airport  
Atlanta, GA 30320

E-Systems Inc.  
6250 LBJ Fwy.  
Dallas, TX 75240

Eastern Air Lines Inc.  
Miami International Airport  
Miami, FL 33148

Emery Air Freight Corp.  
Old Danbury Rd.  
Wilton, CT 06897

Fairchild Aircraft Corp.  
110823 NE Entrance &  
Bitters Rds.  
San Antonio, TX 78216

Federal Express Corp.  
2005 Corporate Ave.  
Memphis, TN 38132

Flying Tiger Line Inc.  
7401 Worldway West  
Los Angeles, CA 90009

General Dynamics Corp.  
7773 Forsyth Blvd.  
St. Louis, MO 63105

Hughes Aircraft Co.  
7200 Hughes Terr.  
Los Angeles, CA 90045

Northrop Corp.  
1840 Century Park E.  
Los Angeles, CA 90067

Northrop Corp.  
Aircraft Division  
1 Northrop Ave.  
Hawthorne, CA 90250

Offshore Logistics Inc.  
P.O. Box 5-C  
Lafayette, LA 70505

Offshore Navigation Inc.  
5728 Jefferson  
New Orleans, LA 70123

Pan Am World Airways Inc.  
200 Park Ave.  
New York, NY 10166

Petroleum Helicopters Inc.  
113 Borman Dr.  
Lafayette, LA 70508

Piper Aircraft Corp.  
2926 Piper Dr.  
Vero Beach, FL 32960

Raytheon Co.  
141 Spring St.  
Lexington, MA 02173

Rowan Companies, Inc.  
5051 Westheimer Rd.  
Ste. 1900  
Houston, TX 77056

Saudi Arabian Airlines  
747 3rd Ave., 29th Floor  
New York, NY 10017

TWA Inc.  
110 S. Bedford Rd.  
Mount Kisco, NY 10158

United Airlines Inc.  
P.O. Box 66100  
Chicago, IL 60666

---

## **Chemicals**

Amerace Corp.  
8 Campus Dr.  
Parsippany, NJ 07054

Ashland Chemical Co.  
5200 Blazer Memorial Pkwy.  
Dublin, OH 43017

J.T. Baker Inc.  
222 Red School Ln.  
Phillipsburg, NJ 08865

Bee Chemical Co.  
2700 E. 170th St.  
Lansing, IL 60438

Bio-Rad Laboratories  
1000 Alfred Nobel Dr.  
Hercules, CA 94547

Borg-Warner Corp.  
200 S. Michigan Ave.  
Chicago, IL 60604

Chevron Chemical Co.  
Bowles & E. Finley Rds.  
Kennewick, WA 99337

Connell Brothers Co. Ltd.  
320 California St.  
San Francisco, CA 94104

Dow Chemical Co.  
2030 Willard H. Dow Ctr.  
Midland, MI 48674

Drew Chemical Corp.  
1 Drew Plaza  
Boonton, NJ 07005

DuBois Chemicals Inc.  
511 Walnut St.  
Cincinnati, OH 45202

Ethyl Corp.  
330 S. 4th St.  
Richmond, VA 23217

Exxon Chemical Co.  
9 Old Kings Hwy. S.  
Darien, CT 06820

Ferro Corp., Bedford  
Chemical Division  
7050 Krick Rd.  
Cleveland, OH 44146

W.R. Grace & Co.  
1114 Avenue of the Americas  
New York, NY 10036

Hercules Inc.  
Hercules Plaza  
Wilmington, DE 19894

E.F. Houghton & Co.  
Madison & Van Buren Aves.  
Valley Forge, PA 19482

ICC Industries Inc.  
720 5th Ave.  
New York, NY 10019

ICI Americas Inc.  
New Murphy Rd. &  
Concord Pike  
Wilmington, DE 19897

SC Johnson & Son Inc.  
1525 Howe St.  
Racine, WI 53403

M & T Chemicals Inc.  
P.O. Box 1104  
Rahway, NJ 07065

Mallinckrodt Inc.  
675 McDonnell Blvd.  
St. Louis, MO 63134

McKesson Corp.  
1 Post St.  
San Francisco, CA 94104

Monsanto Co.  
800 N. Lindbergh Blvd.  
St. Louis, MO 63167

Nalco Chemical Co.  
1 Nalco Ctr.  
Naperville, IL 60566

Olin Corp.  
120 Long Ridge Rd.  
Stamford, CT 06904

Pennwalt Corp.  
3 Parkway  
Philadelphia, PA 19102

Rohm & Haas Co.  
Independence Mall W.  
Philadelphia, PA 19105

Stauffer Chemical Co.  
612 E. 138th St.  
Chicago, IL 60627

---

## Clothing

Albany International Corp.  
1373 Broadway  
Albany, NY 12204

Cluett Peabody & Co. Inc.  
530 5th Ave.  
New York, NY 10036

American Uniform Co.  
Parker St. NE  
Cleveland, TN 37311

DHJ Industries Inc.  
120 W. 45th St., 23rd Fl.  
New York, NY 10036

---

## Communications

AT&T International  
P.O. Box 7000  
Basking Ridge, NJ 07920

Communications Satellite  
Corp.  
950 L'Enfant Plaza SW  
Washington, D.C. 20024

Contel Federal Systems  
15000 Conference Center Dr.  
Wohlstetter Technology Park  
Chantilly, VA 22021

International Standard  
Electric Corp.  
320 Park Ave.  
New York, NY 10022

Dukane Corp.  
2900 Dukane Dr.  
St. Charles, IL 60174

ITT Corp.  
320 Park Ave.  
New York, NY 10022

Federal Electric Corp.  
621 Industrial Ave.  
Paramus, NJ 07652

Pacific Telesis Group  
130 Kearney St.  
San Francisco, CA 94108

GTE International Inc.  
1 Stamford Forum  
Stamford, CT 06904

Western Union Corp.  
1 Lake St.  
Upper Saddle River, NJ 07458

Harris Corp.  
1025 W. NASA Blvd.  
Melbourne, FL 32919

---

## **Construction**

Armco International Inc.  
703 Curtis St.  
Middletown, OH 45043

Bechtel Group Inc.  
50 Beale St.  
San Francisco, CA 94105

Guy F. Atkinson Co. of  
California  
10 W. Orange Ave.  
South San Francisco, CA  
94080

Black & Veatch Engineers-  
Architects  
1500 Meadow Lake Pkwy.  
Kansas City, MO 64114

Austin Co.  
3650 Mayfield Rd.  
Cleveland Heights, OH 44121

C.F. Braun Inc.  
1000 S. Fremont Ave.  
Alhambra, CA 91803

Badger Engineers, Inc.  
1 Broadway  
Cambridge, MA 02142

Brown & Root Inc.  
4100 Clinton Dr.  
Houston, TX 77020

CBI Industries Inc.  
800 Jorie Blvd.  
Oak Brook, IL 60522

Foster Wheeler USA  
Perryville Corporate Park  
Clinton, NJ 08809

Codell Construction Co.  
100 Moundale Ave.  
Winchester, KY 40391

George A. Fuller Co.  
919 3rd Ave.  
New York, NY 10022

Combustion Engineering Inc.  
P.O. Box 9308  
Stamford, CT 06904

Halliburton Co.  
500 N. Ackard, Ste. 3600  
Dallas, TX 75201

Cooper Industries Inc.  
1001 Fannin St., Ste. 4000  
Houston, TX 77002

Harnischfeger Corp.  
13400 Bishops Ln.  
Brookfield, WI 53005

Dillingham Construction  
Corp.  
5960 Inglewood Dr.  
Pleasanton, CA 94566

Harsco Corp.  
350 Poplar Church Rd.  
Camp Hill, PA 17011

Ebasco Services Inc.  
2 World Trade Center  
New York, NY 10048

Jacobs Engineering  
Group Inc.  
251 S. Lake Ave.  
Pasadena, CA 91101

Federal Electric Corp.  
621 Industrial Ave.  
Paramus, NJ 07652

J.A. Jones Construction Co.  
6060 Saint Albans St.  
Charlotte, NC 28287

Daniel Fluor Inc.  
3333 Michelson Dr.  
Irvine, CA 92730

Jupiter Industries Inc  
919 N. Michigan Ave.  
Chicago, IL 60611

Ford Bacon & Davis of  
Louisiana Inc.  
4001 Jackson St.  
Monroe, LA 71202

Kaiser Engineers Inc.  
1800 Harrison St.  
Oakland, CA 94612

M.W. Kellogg Co.  
3 Greenway Plaza  
Houston, TX 77046

Leavell Co.  
4401 N. Mesa St., Ste. 200  
El Paso, TX 79902

Litwin Engineers &  
Construction Co.  
580 Westlake Park Blvd.  
Ste. 1400  
Houston, TX 77079

Lummus Crest Inc.  
1515 Broad St.  
Bloomfield, NJ 07003

Marathon Le Tourneau Co.  
600 Jefferson St.  
Houston, TX 77002

McDermott Inc.  
1010 Common St.  
New Orleans, LA 70112

Morgan Equipment Co.  
131 Steuart St., Ste. 300  
San Francisco, CA 94124

Morrison-Knudsen Co. Inc.  
180 Howard St.  
San Francisco, CA 94105

Owl Constructors Division  
450 Newport Ctr. Dr., Ste. 500  
Newport Beach, CA 92660

Parsons Corp.  
100 W. Walnut St.  
Pasadena, CA 91124

Pepper Construction Co. Inc.  
643 N. Orleans St.  
Chicago, IL 60010

Plibrico Co.  
1800 N. Kingsbury St.  
Chicago, IL 60614

Raymond International Inc.  
2801 Post Oak Blvd.  
Houston, TX 77056

Raytheon Co.  
141 Spring St.  
Lexington, MA 02173

J. Rich Steers Inc.  
17 Battery Pl.  
New York, NY 10004

Stone & Webster  
Engineering  
245 Summer St.  
Boston, MA 02210

Nello L. Teer Co.  
P.O. Box 1131  
Durham, NC 27702

Turner Corp.  
633 3rd Ave.  
New York, NY 10017

Vinnell Corp.  
10530 Rosehaven St., Ste. 600  
Fairfax, VA 22030

H.B. Zachry Co.  
527 Logwood  
San Antonio, TX 78221

---

### **Cosmetics**

Avon Products Inc.  
9 W. 57th St.  
New York, NY 10019

Faberge U.S.A. Inc.  
725 5th Ave., 17th Fl.  
New York, NY 10022

Elizabeth Arden Inc.  
55 E. 52nd St.  
New York, NY 10055

Helene Curtis Industries Inc.  
325 N. Wells St.  
Chicago, IL 60610

Charles of the Ritz  
Group Ltd.  
625 W. Madison Ave.  
New York, NY 10022

Lehn & Fink Products Co.  
225 Summit Ave.  
Montvale, NJ 07645

Chesebrough-Pond's Inc.  
33 Benedict Pl.  
Greenwich, CT 06830

Revlon Inc.  
625 Madison Ave.  
New York, NY 10022

Colgate Palmolive Co.  
300 Park Ave.  
New York, NY 10022

Shulton Inc.  
P.O. Box 7001  
West Springfield, MA 01090

Estee Lauder Inc.  
767 5th Ave.  
New York, NY 10053

### **Education**

Teaching is a profession that encompasses virtually all career fields. Technical instructors are in high demand in the Middle East as the region shifts emphasis from construction to management and training. While the following section is focused on public school teachers, instructors of all disciplines are encouraged to apply through companies in their area of expertise. Many international companies



operate large projects overseas, sometimes providing both technical training for employees and educational facilities for dependents.

The following addresses and publications are all of interest to professional teachers seeking employment abroad. While these contacts definitely employ teachers overseas, don't limit your campaign to only these specific organizations. Companies in the "Operations and Maintenance" section are often charged with not only the construction of an educational facility, but also its operation, maintenance, and staffing. An additional point to consider is that while some of the following addresses are in Canada or England, they are agencies that recruit teachers for positions worldwide.

**Addresses**

Airwork Limited-Personnel	Graham Challenger
Bournemouth International	Vector Resource
Airport	Management
Christchurch, Dorset	Providence Square Center
BH 23 6EB	1939 W. Brandon Blvd.
ENGLAND	Ste. 209
	Brandon, FL 33511
C.A.C.R.	
2100 Regent Street S., Ste. 29	OCS D Recruitment de
Sudbury, Ontario	Volontaires
CANADA P3E 459	2330 Rue Notre-Dame Quest
	Bureau 200
The Dean	Montreal, Quebec
Faculty of Allied Health	CANADA
Sciences	
Kuwait University Health	The Recruitment Director
Centre	ELT Banbury, 20 Horsefair
P.O. Box 31470	Banbury, Oxon
Suleibikhat 90805	ENGLAND
KUWAIT	
EFL Recruitment	University of Singapore
P.O. Box 6320	North American Office
32038 Hawalli	780 3rd Ave., Ste. 2403
KUWAIT	New York, NY 10017

### ***Publications***

#### ***English Educational Services International***

139 Massachusetts Ave.

Boston, MA 02115

This bimonthly newsletter contains specific openings both in the United States and abroad. While some of the positions require advanced degrees, there are plenty of good contacts to use for expansion of your master list, and it's a reasonably priced publication.

#### ***Foreign & Domestic Teachers***

Box 1063

Vancouver, WA 98666

This group publishes a newsletter that lists teaching vacancies worldwide. I don't put much faith in systems of this type since the vacancies will most likely be filled by the time you receive the information, but it could be a good source for adding addresses to your master list.

#### ***Mr. Information***

P.O. Box 955

Ganges, British Columbia

CANADA V0S 1E0

In addition to a multitude of other overseas employment services, this company offers several directories, including *Agencies Which Hire Teachers in English Speaking Schools Abroad* and *Lists of U.S. Companies Which Operate Schools Abroad for Their Employees*.

#### ***Institute of International Education***

809 United Nations Plaza

New York, NY 10017

This organization works off a well-connected computer system that can provide you with information on vacancies worldwide. The program is called the "Register for International Service in Education."

***The International Educator***

P.O. Box 103

West Bridgewater, MA 02379

A newspaper for the overseas teacher, this publication carries articles on the international teaching scene from information on taxes to specific job openings.

***International Schools Services***

15 Roszel Rd.

Princeton, NJ 08540

Truly a one-stop source for overseas teaching information, this organization offers both a placement service and an in-depth directory of schools abroad. You can file with the people at ISS, who will in turn distribute your résumé. If hired, you will be charged an additional fee, which may be picked up by the school that hires you or, at worst, should be tax-deductible. ISS also offers a directory of schools abroad called *The ISS Directory of Overseas Schools*. If it's not in your local library, you can order it directly from ISS.

***Overseas Employment Opportunities for Educators***

Department of Defense

Teacher Recruitment Section

Hoffman Building I

2461 Eisenhower Ave.

Alexandria, VA 22331

This free publication is a guide that explains the application and hiring process for Department of Defense teaching positions worldwide. Published every summer, it contains application materials that, if submitted by January, will put you in contention for various position vacancies overseas.

**Electrical**

Allen-Bradley Co.  
1201 S. 2nd St.  
Milwaukee, WI 53204

American District  
Telegraph Corp.  
240 Andover St.  
Wilmington, MA 01887

AMF Inc.  
777 Westchester Ave.  
White Plains, NY 10604

AMP Inc.  
470 Friendship Rd.  
Harrisburg, PA 17111

Fischbach & Moore Inc.  
37-01 Queens Blvd.  
Long Island City, NY 11101

Fisk Electric Co.  
111 T.C. Jester Blvd.  
Houston, TX 77007

General Electric Co.  
3135 Easton Tpke.  
Fairfield, CT 06431

Gilbert/Commonwealth Inc.  
RR 10 Pheasant Rd.  
Reading, PA 19607

Kearney National Inc  
5 Corporate Park Dr., Ste. 114  
White Plains, NY 10604

Litton Industries Inc.  
360 N. Crescent Dr.  
Beverly Hills, CA 90210

Onan Corp.  
1400 73rd Ave. NE  
Minneapolis, MN 55432

Square D Co.  
Executive Plaza  
1415 S. Roselle Rd.  
Palatine, IL 60067

Westinghouse Electric Corp.  
11 Stanwix St.  
Westinghouse Bldg.  
Pittsburgh, PA 15222

**Electronics and  
Computers**

Advanced Micro Devices Inc.  
P.O. Box 3453  
Sunnyvale, CA 94088

AEL Industries Inc.  
305 Richardson Rd.  
Lansdale, PA 19446

AM International Inc.  
333 W. Wacker Dr., Ste. 900  
Chicago, IL 60606

Calcomp  
P.O. Box 3250  
Anaheim, CA 92803

Amdahl Corp.  
1250 E. Arques Ave.  
Sunnyvale, CA 94086

Compugraphic Corp.  
200 Ballardvale St.  
Wilmington, MA 01887

Analog Devices Inc.  
1 Technology Way  
Norwood, MA 02062

Computer Sciences Corp.  
2100 E. Grand Ave.  
El Segundo, CA 90245

Apple Computer Inc.  
20525 Mariani Ave.  
Cupertino, CA 95014

Control Data Corp.  
8100 34th Ave. S.  
Bloomington, MN 55425

Applied Magnetics Corp.  
75 Robin Hill Rd.  
Goleta, CA 93117

Data General Corp.  
4400 Computer Dr.  
Westboro, MA 01580

Base Ten Systems Inc.  
P.O. Box 3151  
Trenton, NJ 08619

Digital Equipment Co.  
146 Main St.  
Maynard, MA 01754

Bently Nevada Corp.  
1617 Water St.  
Minden, NV 89423

Dynalectric Corp.  
8300 Greensboro Dr.  
McLean, VA 22102

Bristol Babcock Inc.  
1100 Buckingham St.  
Waterbury, CT 06795

Electronic Associates, Inc.  
185 Monmouth Pkwy.  
West Long Branch, NJ 07764

Burr-Brown Corp.  
6730 S. Tucson Blvd.  
Tucson, AZ 85706

General Automation Inc.  
1055 S. East St.  
Anaheim, CA 92805

General Dynamics Corp.  
7733 Forsyth Blvd.  
St. Louis, MO 63105

Gerber Scientific  
Instruments Co. Inc.  
83 Gerber Rd. W.  
South Windsor, CT 06074

GTE Corp.  
1 Stamford Forum  
Stamford, CT 06904

Hewlett Packard Co.  
3000 Hanover St.  
Palo Alto, CA 94304

Infotron Systems Corp.  
9 N. Olney Ave.  
Cherry Hill, NJ 08003

IBM Corp.  
Old Orchard Rd.  
Armonk, NY 10504-1783

Loral Corp. Electronic  
Systems  
Ridge Hill  
Yonkers, NY 30153

Martin Marietta Data  
Systems Division  
6303 Ivy Ln.  
Greenbelt, MD 20770

McDonnell Douglas Corp.  
Box 516  
St. Louis, MO 63166

Measurex Corp.  
1 Results Way  
Cupertino, CA 95014

Narco Avionics Inc.  
270 Commerce Dr.  
Fort Washington, PA 19034

NCR Corp.  
1700 S. Patterson Blvd.  
Dayton, OH 45479

Northern Telecom Inc.  
200 Athens Way  
Nashville, TN 37228

Northrop Corp.  
1840 Century Park E.  
Los Angeles, CA 90067

Perkin-Elmer Computer  
Operations  
761 Main Ave.  
Norwalk, CT 06859

Prime Computer Corp.  
Prime Park Way  
Natick, MA 01760

Rockwell International  
Group  
600 Grant St.  
Pittsburgh, PA 15219

Sysorex International Inc  
335 E. Middlefield Rd.  
Mountain View, CA 94043

Tandem Computers Inc.  
19333 Valco Pkwy.  
Cupertino, CA 95014

TRW Inc.  
1900 Richmond Rd.  
Cleveland, OH 44124

Teledyne Inc.  
1901 Avenue of the Stars  
Los Angeles, CA 90067

Wang Laboratories  
1 Industrial Ave.  
Lowell, MA 01851

Texas Instruments Inc.  
13500 N. Central Expy.  
Dallas, TX 75243

Xerox Corp.  
800 Long Ridge Rd.  
Stamford, CT 06902

---

## **Engineering**

Air Products &  
Chemicals Inc.  
7201 Hamilton Blvd.  
Allentown, PA 18195

Bechtel Group Inc.  
50 Beale St.  
San Francisco, CA 94105

Allen Sherman Hoff Co.  
1 Country View Rd.  
Malvern, PA 19355

Bendix Field Engineering  
Corp.  
1 Bendix Rd.  
Columbia, MD 21045

Austin Co.  
3650 Mayfield Rd.  
Cleveland Heights, OH 44121

Black & Veatch Engineers-  
Architects  
1500 Meadow Lake Pkwy.  
Kansas City, MO 64114

Badger Engineers Co. Inc.  
1 Broadway  
Cambridge, MA 02142

CF Braun Inc.  
1000 S. Fremont Ave.  
Alhambra, CA 91803

Michael Baker, Jr. Inc.  
4301 Dutch Ridge Rd.  
Beaver, PA 15009

Brown & Caldwell Corp.  
3480 Buskirk Ave.  
Pleasant Hill, CA 94523

Barnes Engineering Div.  
EDO Corp.  
88 Long Hill Cross Rd.  
Shelton, CT 06484

Brown & Root Inc.  
4100 Clinton Dr.  
Houston, TX 77020

Burns & Roe Inc.  
700 Kinderkamack Rd.  
Oradell, NJ 07649

Calmaquip Engineering Corp.  
7240 NW 12th St.  
Miami, FL 33126

Camp Dresser & McKee Inc.  
1 Center Plaza  
Boston, MA 02108

CDI Corp.  
10 Penn Center  
Philadelphia, PA 19103

CH2M Hill Inc.  
2300 NW Walnut Blvd.  
Corvallis, OR 97330

Codell Construction Co. Inc.  
100 Moundale Ave.  
Winchester, KY 40391

Combustion Engineering  
P.O. Box 9308  
Stamford, CT 06904

Core Laboratories Inc.  
1300 E. Rochelle Blvd.  
Irving, TX 75062

Dames & Moore  
911 Wilshire Blvd., Ste. 700  
Los Angeles, CA 90017

Daniel Mann Johnson &  
Mendenhall  
3250 Wilshire Blvd.  
Los Angeles, CA 90010

De Leuw Cather & Co.  
525 W. Monroe St.  
Chicago, IL 60606

Dravo Corp.  
3600 Oliver Plaza  
Pittsburgh, PA 15222

Dresser Industries Inc.  
P.O. Box 718  
Dallas, TX 75221

Ebasco Services, Inc.  
2 World Trade Ctr.  
New York, NY 10048

Federal Electric Corp.  
621 Industrial Ave.  
Paramus, NJ 07652

Fluor Daniel Inc.  
3333 Michelson Dr.  
Irvine, CA 92730

Ford Bacon & Davis of  
Louisiana Inc.  
4001 Jackson St.  
Monroe, LA 71202

Foster Wheeler U.S.A.  
Perryville Corporate Pk.  
Clinton, NJ 08809



Gannett Fleming  
Affiliates Inc.  
P.O. Box 1963  
Harrisburg, PA 17105

Gibbs & Hill Inc.  
11 Penn Plaza  
New York, NY 10001

Gilbert/Commonwealth Inc.  
RR 10 Pheasant Rd.  
Reading, PA 19607

Halliburton Co.  
500 N. Ackard, Ste. 3600  
Dallas, TX 75201

Henningson Durham  
Richardson  
8404 Indian Hills Dr.  
Omaha, NE 68114

Holmes & Narver Inc.  
999 Town & Country Rd.  
Orange, CA 92668

Howe-Baker Engineers Inc.  
3102 E. 5th St.  
Tyler, TX 75701

Jacobs Engineering Group  
251 S. Lake Ave.  
Pasadena, CA 91101

Kaiser Engineers Inc.  
1800 Harrison St.  
Oakland, CA 94612

M.W. Kellogg Co.  
3 Greenway Plaza  
Houston, TX 77046

Lester B. Knight &  
Associates Inc.  
549 W. Randolph St.  
Chicago, IL 60606

The Kuljian Corp.  
3700 Market St.  
Philadelphia, PA 19104

Law Engineering Testing Co.  
1000 Albernathy Rd.  
Atlanta, GA 30328

Lummus Crest Inc.  
1515 Broad St.  
Bloomfield, NJ 07003

C.T. Main Inc.  
101 Huntington Ave.  
Boston, MA 02199

Davy McKee Corp.  
2925 Briar Pk., Ste. 700  
Houston, TX 77042

Metcalf & Eddy  
International Inc.  
10 Harvard Mill Sq.  
Wakefield, MA 01880

Morgan Equipment Co.  
131 Steuart St., Ste. 300  
San Francisco, CA 94124

Morrison-Knudsen Co. Inc.  
180 Howard St.  
San Francisco, CA 94105

Nuclear Support  
Services Inc.  
W. Market St.  
Campbelltown, PA 17010

NUS Corp.  
910 Clopper Rd.  
Gaithersburg, MD 20877

Pacific Architects &  
Engineers  
1111 W. 6th St.  
Los Angeles, CA 90017

Parsons Corp.  
100 W. Walnut St.  
Pasadena, CA 91124

Planning Research Corp.  
1500 Planning Research Dr.  
McLean, VA 22102

Plibrico Co.  
1800 N. Kingsbury St.  
Chicago, IL 60614

Raymond International  
Builders Inc.  
2801 Post Oak Blvd.  
Houston, TX 77056

Rust International Corp.  
100 Corporate Pkwy.  
Birmingham, AL 35242

Sippican Inc.  
7 Barnabas Rd.  
Marion, MA 02738

Skidmore Owings & Merrill  
33 W. Monroe St.  
Chicago, IL 60603

Wilbur Smith &  
Associates Inc.  
NCNB Tower  
Columbia, SC 29201

Stanley Consultants, Inc.  
225 Iowa Ave.  
Muscatine, IA 52761

Stebbins Engineering &  
Manufacturing Co.  
363 Eastern Blvd.  
Watertown, NY 13601

Stone & Webster  
Engineering Corp.  
245 Summer St.  
Boston, MA 02107

STV Engineers Inc  
11 Robinson St.  
Pottstown, PA 19464

Tetra Tech Inc.  
630 N. Rosemead Blvd.  
Pasadena, CA 91107

3D/International Inc  
1900 West Loop S.  
Houston, TX 77027

Vinnell Corp.  
10530 Rosehaven St., Ste. 600  
Fairfax, VA 22030

Williams Brothers  
Engineering Co.  
119 E. 6th  
Tulsa, OK 74121

VTN Corp.  
500 S. Main St., Ste. 1123  
Orange, CA 92668

---

## **Financial**

American Express Travel  
Service Co.  
American Express Tower  
New York, NY 10285

Brown Brothers  
Harriman & Co.  
59 Wall St.  
New York, NY 10005

American National Bank &  
Trust Co. of Chicago  
33 N. LaSalle St.  
Chicago, IL 60690

Chase Manhattan Bank NA  
1 Chase Manhattan Plaza  
New York, NY 10081

Avco Financial Insurance  
Group  
3349 Michelson Dr.  
Irvine, CA 92715

Chemical Bank  
277 Park Ave.  
New York, NY 10172

Bank of America NT & SA  
555 California St.  
San Francisco, CA 94104

Citibank N.A.  
399 Park Ave.  
New York, NY 10043

Bankers Trust Co.  
280 Park Ave.  
New York, NY 10017

Deloitte-Touche & Co.  
1633 Broadway  
New York, NY 10019

Beneficial Corp.  
400 Bellevue Pkwy.  
Wilmington, DE 19809

Price Waterhouse & Co.  
1251 Avenue of the Americas  
New York, NY 10020

Boston Financial Group Inc.  
101 Arch St.  
Boston, MA 02110

Shearson Lehman  
Hutton Inc.  
200 Vessey St.  
American Express Tower  
New York, NY 10285

Ernst & Young  
277 Park Ave.  
New York, NY 10172

---

### **Fire Protection**

Ansul Fire Protection  
Division of Wormald  
1 Stanton St.  
Marinette, WI 54143

Figgie International Inc.  
4420 Sherwin Rd.  
Willoughby, OH 44094

Automatic Sprinkler Corp.  
of America  
1000 E. Edgerton Rd.  
Cleveland, OH 44147

BRK Electronics  
780 McClure Rd.  
Aurora, IL 60504

---

NOTE: Firefighters should also apply with companies listed in the "Operations and Maintenance" section of this book.

---

### **Food Industry**

American Home Products  
Corp.  
685 3rd Ave.  
New York, NY 10017

Campbell Soup Co.  
1 Campbell Pl.  
Camden, NJ 08103

Archer Daniels Midland Co.  
4666 E. Faries Pkwy.  
Decatur, IL 62526

Carnation Co.  
5045 Wilshire Blvd.  
Los Angeles, CA 90036

Beatrice Co.  
2 N. LaSalle St.  
Chicago, IL 60602

CPC International Inc  
P.O. Box 8000  
Englewood Cliffs, NJ 07632

Borden Inc  
180 E. Broad St.  
Columbus, OH 43215

Del Monte Foods U.S.A.  
1 Market Plaza  
San Francisco, CA 94105

General Foods Corp.  
Food Service Products Div.  
250 North St.  
White Plains, NY 10605

H.J. Heinz Co.  
600 Grant St.  
Pittsburgh, PA 15219

Kellogg Co.  
1 Kellogg Sq.  
Battle Creek, MI 49016

Nabisco Brands Inc.  
100 DeForest Ave.  
East Hanover, NJ 07936

Ralston Purina Co.  
Checkerboard Sq.  
St. Louis, MO 63164

---

## **Heating and Air Conditioning**

Carrier Corp.  
P.O. Box 4808  
Syracuse, NY 13221

Copeland Corp.  
1675 Campbell Rd.  
Sidney, OH 45365

Dunham-Bush Inc.  
175 South St.  
West Hartford, CT 06110

Lennox Industries Inc.  
7920 Belt Line Rd.  
Dallas, TX 75240

Slant/Fin Corp.  
100 Forest Dr.  
Greenville, NY 11548

Sullair Corp.  
3700 E. Michigan Blvd.  
Michigan City, IN 46360

Trane Co.  
3600 Pammel Creek Rd.  
La Crosse, WI 54601

Tyler Refrigeration Corp.  
1329 Lake St.  
Niles, MI 49120

York International Corp.  
631 Richland Ave.  
York, PA 17403

---

**Heavy Equipment**

Barber-Greene Co.  
3000 Barber-Greene Rd.  
DeKalb, IL 60115

Bucyrus-Erie Co.  
1100 Milwaukee Ave.  
South Milwaukee, WI 53172

J.I. Case Co.  
700 State St.  
Racine, WI 53404

Caterpillar Inc.  
Machine Order Div.  
100 NE Adams St.  
Peoria, IL 61629

Clark Equipment Co.  
P.O. Box 7008  
South Bend, IN 46634

Cummins Engine Co.  
500 Jackson St.  
Columbus, IN 47201

John Deere & Co.  
John Deere Rd.  
Moline, IL 61265

Detroit Diesel Allison  
4100 Springboro  
Dayton, OH 48239

Eimco Coal Machinery  
International  
2030 Pleasant Valley Rd.  
Fairmont, WV 26554

Farrell Corp.  
25 Main St.  
Ansonia, CT 06401

FMC Corp.  
200 E. Randolph St.  
Chicago, IL 60601

S.J. Groves & Sons Co.  
10000 Hwy. 55 W.  
Minneapolis, MN 55441

Ingersoll-Rand Co.  
200 Chestnut Ridge Rd.  
Woodcliff Lake, NJ 07675

Link-Belt Construction  
Equipment Co.  
3001 Todds Rd.  
Lexington, KY 40583

Marathon Manufacturing  
Le Tourneau Co.  
600 Jefferson St.  
Houston, TX 77002

Paccar Inc.  
777 106th Ave. NE  
Bellevue, WA 98004

Pettibone Corp.  
2700 River Rd., Ste. 302  
Des Plaines, IL 60018

Woodward Governor Co.  
5001 N. 2nd St.  
Rockford, IL 61111

---

**Instrumentation**

Astronautics Corp.  
of America  
4115 N. Teutonia Ave.  
Milwaukee, WI 53201

Bailey Controls Co.  
29801 Euclid Ave.  
Wickliffe, OH 44092

Baird Corp.  
125 Middlesex Tpk.  
Bedford, MA 01730

Beckman Instruments Inc.  
2500 N. Harbor Blvd.  
Fullerton, CA 92634

Bell & Howell Co.  
5215 Old Orchard Rd.  
Skokie, IL 60077

Brooks Instrument Division  
Emerson Electric Co.  
407 W. Vine St.  
Hatfield, PA 19440

Canberra Industries Inc.  
1 State St.  
Meriden, CT 06450

Fisher Scientific Inc.  
711 Forbes Ave.  
Pittsburgh, PA 15219

Foxboro Co.  
Neponset Ave.  
Foxboro, MA 02035

General Instrument Corp.  
767 5th Ave., 45th Fl.  
New York, NY 10153

Instron Corp.  
100 Royal St.  
Canton, MA 02021

Instrumentation Lab Inc.  
113 Hartwell Ave.  
Lexington, MA 02173

Keithley Instruments Inc.  
28775 Aurora Rd.  
Cleveland, OH 44139

Packard Instrument Co.  
2200 Warrenville Rd.  
Downers Grove, IL 60515

Perkin-Elmer Corp.  
761 Main Ave.  
Norwalk, CT 06859

Rosemount Inc.  
12001 Technology Dr.  
Eden Prairie, MN 55344

Tektronix Development Co.  
1495 Canyon Blvd., Ste. 220A  
Beaverton, OR 97077

---

**Insurance**

Alexander & Alexander  
Services Inc.  
1211 Avenue of the Americas  
New York, NY 10036

Allstate Life Insurance Co.  
Allstate Plaza  
2775 Sanders Rd.  
Northbrook, IL 60062

American Bankers  
Insurance Group  
11222 Quail Roost Dr.  
Miami, FL 33157

American General Corp.  
2929 Allen Pkwy.  
Houston, TX 77019

American International  
Group  
70 Pine St.  
New York, NY 10270

American Life Insurance Co.  
1 Alico Plaza  
Wilmington, DE 19801

Chubb & Son Inc  
15 Mountain View Rd.  
Warren, NJ 07060

Combined Insurance Co.  
of America  
550 N. Broadway  
Chicago, IL 60640

Continental Insurance Co.  
180 Maiden Ln.  
New York, NY 10038

Frank Hall & Co. Inc.  
549 Pleasantville Rd.  
Briarcliff Manor, NY 10510

John Hancock Mutual Life  
Insurance Co.  
P.O. Box 111  
Boston, MA 02117

Johnson & Higgins  
125 Broad St.  
New York, NY 10004

Pan-American  
Life Insurance Co.  
Pan American Life Ctr.  
601 Poydras St.  
New Orleans, LA 70130

---

**Management**

Booz Allen & Hamilton Inc.  
101 Park Ave.  
New York, NY 10178

Boyden International Inc.  
260 Madison Ave.  
New York, NY 10016



CF Braun & Co.  
1000 S. Fremont Ave.  
Alhambra, CA 91803

Arthur D. Little Inc.  
25 Acorn Park  
Cambridge, MA 02140

Canny Bowen Inc.  
425 Park Ave.  
New York, NY 10022

George S. May  
International Co.  
303 S. Northwest Hwy.  
Park Ridge, IL 60068

Cresap Div.  
Towers Perrin Co.  
245 Park Ave., 18th Fl.  
New York, NY 10167

McKinsey & Co. Inc.  
55 E. 52nd St.  
New York, NY 10022

Diebold Group Inc.  
475 Park Ave. S., 9th Fl.  
New York, NY 10016

Bruce Payne  
Consultants Inc.  
140 West End Ave.  
New York, NY 10023

Drake Beam Morin Inc.  
100 Park Ave., 4th Fl.  
New York, NY 10017

Reynolds Metals Co.  
6601 W. Broad St.  
Richmond, VA 23230

Harcourt Brace  
Jovanovich Inc.  
6277 Sea Harbor Dr.  
Orlando, FL 32887

Science Management Corp.  
P.O. Box 0600  
Basking Ridge, NJ 07920

Ingersoll Engineers Inc.  
1021 Mulford Rd.  
Rockford, IL 61107

ServiceMaster Co. Ltd.  
2300 Warrenville Rd.  
Downers Grove, IL 60515

A.T. Kearney Inc.  
222 S. Riverside Plaza  
Chicago, IL 60606

Spencer Stuart & Assoc. Inc.  
55 E. 52nd St.  
New York, NY 10055

Kepner Tregoe Inc.  
P.O. Box 704  
Princeton, NJ 08542

---

**Manufacturing**

Alcan Aluminum Corp.  
1301 E. 9th St.  
Cleveland, OH 44114

Esterline Corp.  
10800 NE 8th St., Ste. 600  
Bellevue, WA 98004

Alco Standard Corp.  
825 Duportail Rd.  
Wayne, PA 19087

FMC Corp.  
200 E. Randolph St.  
Chicago, IL 60601

American Filtrona Co.  
8401 Jefferson Davis Hwy.  
Richmond, VA 23237

General Electric Co.  
3135 Easton Tpke.  
Fairfield, CT 06431

American Gage &  
Machine Co.  
853 Dundee Ave.  
Elgin, IL 60120

Primerica Corp.  
75 Holly Hill Ln.  
Greenwich, CT 06830

---

**Marine**

Ametek Inc.  
410 Park Ave., 21st Fl.  
New York, NY 10022

Litton Industries Inc.  
360 N. Crescent Dr.  
Beverly Hills, CA 90210

Arcair Co.  
3010 Columbus-  
Lancaster Rd.  
Lancaster, OH 43130

Oceaneering International  
Inc.  
16001 Park Ten Pl., Ste. 600  
Houston, TX 77084

General Dynamics Corp.  
7733 Forsyth Blvd.  
St. Louis, MO 63105

Offshore Navigation Inc.  
5728 Jefferson  
New Orleans, LA 70123

Global Marine Inc  
777 N. Eldridge  
Houston, TX 77079

Outboard Marine Corp.  
100 Sea Horse Dr.  
Waukegan, IL 60085

Tidewater Inc.  
1440 Canal St.  
New Orleans, LA 70112

---

**Medical**

Allergan Inc.  
2525 DuPont Dr.  
Irvine, CA 92715

Cordis Corp.  
14201 NW 60th Ave.  
Hialeah, FL 33014

American Medical  
International  
414 N. Camden Dr.  
Beverly Hills, CA 90210

HCA Park View  
Medical Center  
230 25th Ave. N.  
Nashville, TN 37203

American Optical Corp.  
14 Mechanic St.  
Southbridge, MA 01550

IPCO Corp.  
1025 Westchester Ave.  
White Plains, NY 10604

Baxter International  
1 Baxter Pkwy.  
Deerfield, IL 60015

King Fahd University  
Hospital  
P.O. Box 2208  
Al-Khobar  
Kingdom of Saudi Arabia

Charter Medical Corp.  
577 Mulberry St.  
Macon, GA 31298

Mallinckrodt, Inc.  
675 McDonnell Blvd.  
St. Louis, MO 63134

Cobe Labs  
1185 Oak St.  
Lakewood, CO 80215

Vinnell Corp.  
10530 Rosehaven St., Ste. 600  
Fairfax, VA 22030

---

**Mining**

ALCOA  
425 6th Ave.  
Pittsburgh, PA 15219

American Colloid Co.  
1500 W. Shure Rd.  
Arlington Heights, IL 60004

Anschutz Corp.  
555 17th St., Ste. 2400  
Denver, CO 80202

Associated Metals &  
Minerals Corp.  
3 N. Corporate Park Dr.  
White Plains, NY 10604

Buckman Laboratories Inc.  
1256 N. McLean Blvd.  
Memphis, TN 38108

Freeport Minerals Co.  
1615 Poydras St.  
New Orleans, LA 70112

Inspiration Resources Corp.  
250 Park Ave., 17th Fl.  
New York, NY 10177

Newmont Mining Corp.  
1700 Lincoln St.  
Denver, CO 80203

Varel Manufacturing Co. Inc.  
9230 Denton Dr.  
Dallas, TX 75235

Vinnell Corp.  
10530 Rosehaven St., Ste. 600  
Fairfax, VA 22030

### **Oil/Gas**

Adobe Resources Corp.  
300 W. Texas Ave., Ste. 1100  
Midland, TX 79701

Amerada Hess Corp.  
1185 Avenue of the Americas  
New York, NY 10036

Aramco Services Co.  
9009 West Loop S.  
Houston, TX 77096

ARCO Pipe Line Co  
200 ARCO Bldg.  
Independence, KS 67301

Guy F. Atkinson Co.  
of California  
10 W. Orange Ave.  
S. San Francisco, CA 94080

Atwood Oceanics Inc.  
15835 Park Ten Dr.  
Houston, TX 77084

Belco Petroleum Corp.  
1 Dag Hammarskjold Plaza  
New York, NY 10017

Boyles Christensen Corp.  
4446 W. 1730 South  
Salt Lake City, UT 84104

Buttes Gas & Oil Co.  
1330 Broadway  
Oakland, CA 94612

Caltex Petroleum Corp.  
125 E. John W. Carpenter  
Fwy.  
Irving, TX 75062

Camco Inc.  
7030 Ardmore St.  
Houston, TX 77054

CBI Industries Inc.  
800 Jorie Blvd.  
Oak Brook, IL 60522

Chevron International  
Oil Corp.  
225 Bush St.  
San Francisco, CA 94104

Chevron USA  
1200 State St.  
Perth Amboy, NJ 08861

Cit-Con Oil Corp.  
P.O. Box 1578  
Lake Charles, LA 70602

Clark Oil & Refining Corp.  
8182 Maryland Ave.  
St. Louis, MO 63105

Conoco Inc.  
600 N. Dairy Ashford Rd.  
Houston, TX 77079

Consolidated Oil & Gas Inc.  
1860 Lincoln St., Ste. 1100  
Denver, CO 80295

Cooper Industries Inc.  
1001 Fannin St., Ste. 4000  
Houston, TX 77002

Crown Central  
Petroleum Corp.  
1 N. Charles St.  
Baltimore, MD 21201

Daniel Industries Inc.  
9753 Pinelake Dr.  
Houston, TX 77055

Delta U.S. Corp.  
P.O. Box 2012  
Tyler, TX 75710

Exxon Corp.  
1251 Avenue of the Americas  
New York, NY 10020

Forest Oil Corp.  
950 17th St., Ste. 1500  
Denver, CO 80202

Geosource Inc.  
P.O. Box 36306  
Houston, TX 77236

Getty Petroleum Corp.  
125 Jericho Tpke.  
Jericho, NY 11753

Global Marine Inc.  
777 N. Eldridge  
Houston, TX 77079

Halliburton Co.  
500 N. Ackard, Ste. 3600  
Dallas, TX 75201

Roy M. Huffington Inc.  
Interfirst Plaza, Ste. 5701  
Houston, TX 77210

Hughes Tool Co.  
5425 Polk St.  
Houston, TX 77001

Hunt Oil Co.  
1401 Elm St., Ste. 2900  
Dallas, TX 75202

Koch Industries Inc.  
P.O. Box 2256  
Wichita, KS 67201

Loffland Brothers Co.  
8301 E. 51st St.  
Tulsa, OK 74145

Louisiana Land &  
Exploration Co.  
909 Poydras St., Ste. 3600  
New Orleans, LA 70112

Marathon Oil Co.  
539 S. Main St.  
Findlay, OH 45840

Mobil Oil Corp.  
150 E. 42nd St.  
New York, NY 10017

Newmont Mining Corp.  
1700 Lincoln St.  
Denver, CO 80203

Occidental Petroleum Corp.  
10889 Wilshire Blvd.  
Los Angeles, CA 90024

Ocean Drilling &  
Exploration Co.  
P.O. Box 61780  
New Orleans, LA 70161

Oceanneering International  
Inc.  
16001 Park Ten Pl., Ste. 600  
Houston, TX 77218

Offshore Logistics Inc.  
P.O. Box 5-C  
Lafayette, LA 70505

Otis Engineering Corp.  
2601 Beltline Rd.  
Carrollton, TX 75006

Parker Drilling Co.  
8 E. 3rd St.  
Tulsa, OK 74103

Pennzoil Co.  
700 Milam St.  
Houston, TX 77002

Petrolane Inc.  
1600 E. Hill St.  
Long Beach, CA 90806

Petroleum Inc.  
301 N. Main St., Ste. 900  
Wichita, KS 67202

Phillips Petroleum Co.  
4th & Keeler Sts.  
Bartlesville, OK 74004

Sperry-Sun Inc.  
3000 North Belt Dr. E.  
Houston, TX 77032

Placid Oil Co.  
1601 Elm St., Ste. 3900  
Dallas, TX 75201

Sun Company Inc.  
100 Matsonford Rd.  
Radnor, PA 19087

Quaker State Corp.  
255 Elm St.  
Oil City, PA 16301

Sun Exploration &  
Production  
P.O. Box 42  
Delmita, TX 78536

Reading & Bates Corp.  
P.O. Box 79627  
Houston, TX 77279

Tenneco Inc.  
1010 Milam St.  
Houston, TX 77002

Rowan Companies Inc.  
5051 Westheimer Rd.  
Ste. 1900  
Houston, TX 77056

Tesoro Petroleum Co.  
8700 Tesoro Dr.  
San Antonio, TX 78217

Santa Fe International Corp.  
1000 S. Fremont Ave.  
Alhambra, CA 91803

Texaco Inc.  
2000 Westchester Ave.  
White Plains, NY 10650

Schlumberger Ltd.  
277 Park Ave.  
New York, NY 10172

Texas Eastern Corp.  
1221 McKinney St.  
Houston, TX 77010

Smith Industries Inc.  
8300 Hempstead Rd.  
Houston, TX 77008

Texas Gas Transmission  
Corp.  
3800 Frederica St.  
Owensboro, KY 42301

Southern Natural Gas Co.  
1900 5th Ave. N.  
Birmingham, AL 35203

Texasgulf-Elf Aquitaine Inc.  
P.O. Box 10037  
Stamford, CT 06904

Transcontinental Gas Pipe  
Line Corp.  
10201 Balls Ford Rd.  
Manassas, VA 22110

Triton Oil & Gas Corp.  
4849 Greenville Ave.  
Ste. 1000  
Dallas, TX 75206

Union Oil Co. of California  
1650 E. Golf Rd.  
Schaumburg, IL 60196

Union Texas Petroleum  
Corp.  
1330 Post Oak Blvd.  
Houston, TX 77056

Unocal Corp.  
1201 W. 5th St.  
Los Angeles, CA 90017

Varel Manufacturing Co. Inc.  
9230 Denton Dr.  
Dallas, TX 75235

Jim Walter Corp.  
1500 N. Dale Mabry Hwy.  
Tampa, FL 33607

Western Oceanic Inc.  
515 Post Oak Blvd., Ste 1100  
Houston, TX 77027

Zapata Corp.  
711 Louisiana St.  
Houston, TX 77001

---

## Operations and Maintenance

Aramco Services Co.  
9009 West Loop S.  
Houston, TX 77096

Arco Alaska Inc.  
700 G St.  
Anchorage, AK 99501

Burns & Roe Inc.  
700 Kinderkamack Rd.  
Oradell, NJ 07649

Chevron International  
Oil Corp.  
225 Bush St.  
San Francisco, CA 94104

Dravo Basic Materials Corp.  
222 2nd St.  
Pittsburgh, PA 15225

Dresser Industries, Inc  
P.O. Box 718  
Dallas, TX 75221

General Electric Co.  
Gas Turbine Div.  
1 River Rd.  
Schenectady, NY 12345

Global Associates  
2420 Camino Ramon  
Ste. 230  
San Ramon, CA 94583



Holmes & Narver  
999 Town & Country Rd.  
Orange, CA 92668

Pacific Telesis Group  
130 Kearney St.  
San Francisco, CA 94108

ITT Corp.  
320 Park Ave.  
New York, NY 10022

Pan-Am World Services, Inc.  
7315 N. Atlantic  
Cape Canaveral, FL 32920

Kerr-McGee Corp.  
P.O. Box 25861  
Oklahoma City, OK 73125

Raytheon Service Co.  
2 Wayside Rd.  
Burlington, MA 01803

M.W. Kellogg Co.  
3 Greenway Plaza  
Houston, TX 77046

Vinnell Corp.  
10530 Rosehaven St., Ste. 600  
Fairfax, VA 22030

The Kuljian Corp.  
3700 Market St.  
Philadelphia, PA 19104

Westinghouse Electric Corp.  
11 Stanwix St.  
Pittsburgh, PA 15222

Pacific Architects &  
Engineers Inc.  
1111 W. 6th St.  
Los Angeles, CA 90017

---

### **Pharmaceuticals**

Abbott Laboratories  
Rtes. 137 & 43  
Chicago, IL 60064

American Cyanamid Co.  
1 Cyanamid Plaza  
Wayne, NJ 07470

Alcon Laboratories Inc.  
6201 South Fwy.  
Ft. Worth, TX 76134

Baxter Health Care Corp.  
1 Baxter Pkwy.  
Deerfield, IL 60015

Allergan Inc.  
2525 DuPont Dr.  
Irvine, CA 92715

Bristol-Myers Co.  
345 Park Ave.  
New York, NY 10154

Carter-Wallace Inc.  
Half Acre Rd.  
Cranbury, NJ 08512

Colgate-Palmolive Co.  
300 Park Ave.  
New York, NY 10022

Eli Lilly & Co.  
Lilly Corporate Ctr.  
Indianapolis, IN 46285

Norwich Eaton  
Pharmaceuticals  
17 Eaton Ave.  
Norwich, NY 13815

Pfizer Inc.  
235 E. 42nd St.  
New York, NY 10017

A.H. Robins Co. Inc.  
1407 Cummings Dr.  
Richmond, VA 23220

Rorer Group Inc.  
500 Virginia Dr.  
Ft. Washington, PA 19034

Schering-Plough Corp.  
P.O. Box 1000  
Madison, NJ 07940

G.D. Searle & Co.  
5200 Old Orchard Rd.  
Skokie, IL 60077

E.R. Squibb & Sons Inc  
Rt. 206 & Provinceline Rd.  
Princeton, NJ 08540

Sterling Drug Inc.  
90 Park Ave.  
New York, NY 10016

---

### **Photography/Optics**

American Optical Corp.  
14 Mechanic St.  
Southbridge, MA 01550

Barnes Engineering Div.,  
EDO Corp.  
88 Long Hill Cross Rd.  
Shelton, CT 06484

Bausch & Lomb Inc.  
1 Lincoln First Sq.  
Rochester, NY 14604

Bell & Howell Co.  
5215 Old Orchard Rd.  
Skokie, IL 60077

Eastman Kodak Co.  
343 State St.  
Rochester, NY 14650

Oriel Corp.  
250 Long Beach Blvd.  
Stratford, CT 06497

Polaroid Corp.  
549 Technology Sq.  
Cambridge, MA 02139

Spectra-Physics Inc.  
3333 N. 1st St.  
San Jose, CA 95134

---

### **Publishers/Printers**

Academic Press Inc.  
6277 Sea Harbor Dr.  
Orlando, FL 32887

Fairchild Publications Inc.  
7 E. 12th St.  
New York, NY 10003

Addison-Wesley  
Publishing Co.  
1 Jacob Way  
Reading, MA 01867

Grolier Inc.  
Old Sherman Tpke.  
Danbury, CT 06816

Bantam Doubleday Dell  
Publishing Group  
666 5th Ave.  
New York, NY 10103

Harcourt Brace Jovanovich  
Inc.  
6277 Sea Harbor Dr.  
Orlando, FL 32887

Christian Science  
Publishing Society  
1 Norway St.  
Boston, MA 02115

Harper & Row  
Publishers Inc.  
10 E. 53rd St.  
New York, NY 10022

R.R. Donnelley & Sons Co.  
2223 S. Martin Luther  
King, Jr. Dr.  
Chicago, IL 60639

MacMillan Publishing Co.  
866 3rd Ave.  
New York, NY 10022

Dow Jones & Co. Inc.  
200 Liberty St.  
New York, NY 10281

McGraw-Hill Inc.  
1221 Avenue of the Americas  
New York, NY 10020

Encyclopedia Britannica Inc.  
310 S. Michigan Ave.  
Chicago, IL 60604

W.B. Saunders Co.  
Curtis Ctr.  
Independence Sq. W.  
Philadelphia, PA 19106

Simon & Schuster Inc.  
1230 Avenue of the Americas  
New York, NY 10020

John Wiley & Sons Inc.  
505 3rd Ave.  
New York, NY 10158

Van Nostrand Reinhold  
Co. Inc.  
115 5th Ave.  
New York, NY 10003

---

### **Security/Protection**

Brink's Inc.  
28 Thorndal Cir.  
Darien, CT 06820

Pinkerton's Inc.  
6727 Odessa Ave.  
Van Nuys, CA 91406

Burns International  
Security Services  
2 Campus Dr.  
Parsippany, NJ 07054

Wackenhut Corp.  
1500 San Remo Ave.  
Miami, FL 33146

Flight Safety International  
Marine Air Terminal  
LaGuardia Airport  
Flushing, NY 11371

Wells Fargo Guard Services  
150 Carolina Ave.  
Providence, RI 02905

### ***Counterterrorism***

This field is growing, and Neil C. Livingstone's book *The Cult of Counterterrorism* is a good source of information on the subject. Establishing contact with some of the sources in Mr. Livingstone's book could eventually lead to an opportunity overseas. The book is available from Lexington Books, 125 Spring St., Lexington, MA 02173.

### ***Federal Government Agencies (request "vacancy announcements")***

Department of State  
Recruitment Division  
2201 C St. NW  
Washington, D.C. 20520

Drug Enforcement  
Administration  
Dept. of Justice/Personnel  
1415 1st St. NW  
Washington, D.C. 20537

National Security Agency  
Public Affairs Recruitment  
Attn: M321  
9800 Savage Rd.  
Fort Meade, MD 20755

U.S. Marshals Service  
Personnel Management  
Division  
600 Army Navy Dr.  
Arlington, VA 22202

United States Customs  
Service  
Recruitment Division  
1301 Constitution Ave. NW  
Washington, D.C. 20229

U.S. Secret Service (UD-2)  
Personnel Division-Rm. 912  
1800 G St. NW  
Washington, D.C. 20223

---

## **Shipping**

American Bureau of  
Shipping  
45 Eisenhower Dr.  
Paramus, NJ 07652

Crowley Maritime Corp.  
101 California St., 47th Fl.  
San Francisco, CA 94111

American President Cos. Ltd.  
1800 Harrison St.  
Oakland, CA 94612

LTV Corp.  
P.O. Box 655003  
Dallas, TX 75265

American Steamship Co.  
1 Marine Midland Ctr.  
Buffalo, NY 14203

Lykes Brothers  
Steamship Co.  
300 Poydras St.  
New Orleans, LA 70130

Barber Steamship Lines Inc.  
17 Battery Pl., 9th Fl.  
New York, NY 10004

Matson Navigation Co.  
333 Market St.  
San Francisco, CA 94105

Central Gulf Lines Corp.  
650 Poydras St., Ste. 1700  
New Orleans, LA 70130

Seatrains Lines Inc.  
270 Sylvan Ave.  
Englewood Cliffs, NJ 07632

Consolidated Freightways  
Inc.  
175 Linfield Dr.  
Menlo Park, CA 94025

Utah International Inc.  
550 California St.  
San Francisco, CA 94104

---

**Water Treatment**

Aqua-Chem Inc.  
210 W. Capitol Dr.  
Milwaukee, WI 53212

Everpure Inc.  
660 Blackhawk Dr.  
Westmont, IL 60559

Betz Labs Inc.  
4636 Somerton Rd.  
Langhorne, PA 91047

Ionics Inc.  
65 Grove St.  
Watertown, MA 02172

Calgon Corp.  
P.O. Box 1346  
Pittsburgh, PA 15230

Mechanical Equipment  
Co. Inc.  
861 Carondelet St.  
New Orleans, LA 70130

Culligan International Co.  
1 Culligan Pkwy.  
Northbrook, IL 60062

Mogul Corp.  
7145 Pine & Mogul  
Chagrin Falls, OH 44022

Emco Engineering Inc.  
25 North St.  
Canton, MA 02021

Pittsburgh Des Moines Corp.  
Neville Island  
Pittsburgh, PA 15225

Envirogenics Systems Co.  
9255 Telstar Ave.  
El Monte, CA 91731

**Personnel Agencies**

Personnel agencies are the workhorses of your job search, and they are by far the most important and productive portion of the two-part search procedure. There are several different types of personnel agencies, so I'll describe each type and mention some things to be cautious about.

Because of their importance to your campaign, personnel agencies require a personal approach. For each agency you contact, I suggest an individually typed letter explaining your

interest in working overseas, along with a copy of your résumé. I emphasize the importance of dealing directly with these people—try to get on a first-name basis with any recruiter you reach. They communicate daily with other agencies and have large computer systems capable of generating very quick results. They'll really go to bat for you because their interest is the same as yours—finding you an overseas job.

### **No-Fee Agencies**

Personnel agencies in this category operate by matching your skills with an opening indicated by one of their client companies. For this service, the agency is paid directly by the company, and there is no charge to you. Agencies in this category are professional, efficient, and they get results. Use them as the primary tool in your job search and be aware that your association with some may span many years. In much the same way that your master list of companies will evolve into a streamlined and highly efficient means of contact, your relationship with some agency recruiters may evolve to a point where a phone call is all that's needed to get the next job overseas. While the following list is by no means complete, it will get you started.

American Personnel Service  
240 Captain's Walk  
New London, CT 06320

Booz Allen & Hamilton Inc.  
101 Park Ave.  
New York, NY 10178

Atomic Personnel  
1518 Walnut St., Ste. A4  
Philadelphia, PA 19102

Boyden International  
260 Madison Ave.  
New York, NY 10016

Frank E. Basil  
1510 H St. NW  
Washington, D.C. 20005

Chaus T. Main Inc.  
101 Huntington Ave.  
Boston, MA 02199

Checchi & Co.  
1730 Rhode Island Ave. NW  
Washington, D.C. 20036

Freeman Staffing  
12522 Brookhurst  
Garden Grove, CA 92640

Mike Howard  
608 S. Gay St.  
Knoxville, TN 37902

E.L. Hamm & Associates  
4801 Columbus Ave.  
Norfolk, VA 23504

International Staffing  
Consultants Inc.  
19762 MacArthur Blvd.  
Irvine, CA 92715

Jensen Oldani & Associates  
411 108th St. NE  
Bellevue, WA 98004

Korn/Ferry International  
1800 Century Park E.  
Los Angeles, CA 90067

G. Marshall Associates  
5903 N. Caldwell Ave.  
Chicago, IL 60664

Resource Sciences  
Arabia Ltd.  
660 S. Yale Ave.  
Tulsa, OK 74136

Search & Recruit  
International  
4455 South Blvd., Ste. 410  
Virginia Beach, VA 23452

Thunder & Associates  
315 Cameron St., Ste 201  
Alexandria, VA 22314

Ward Howell International  
99 Park Ave., 20th Fl.  
New York, NY 10016

### *Executive Recruiters (No Fee)*

Agra Placements Ltd.  
1200 35th St., Ste. 210  
West Des Moines, IA 50265

Barger & Sargeant Inc  
1 Bicentennial Sq.  
Concord, NH 03301

Beckwith and Thomas  
Associates  
11500 Olympic Blvd., Ste 400  
Los Angeles, CA 90064

Marc-Paul Bloome Ltd.  
10 East Ave., 7th Fl.  
New York, NY 10021

Bowden & Co., Inc.  
5000 Rockside Rd.  
Cleveland, OH 44131

Devine Baldwin & Peters  
101 Park Ave., Ste. 2506  
New York, NY 10178



Leon A. Farley Associates  
468 Jackson St.  
San Francisco, CA 94111

Haskell & Stern Associates  
529 5th Ave., 14th Fl.  
New York, NY 10017

Foster & Associates Inc.  
601 California St.  
San Francisco, CA 94108

Heindrick & Struggles Inc.  
125 S. Wacker Dr., Ste. 2800  
Chicago, IL 60606

GHK Search Associates  
P.O. Box 131  
Trumbull, CT 06611

International Management  
Advisors Inc.  
767 3rd Ave., 10th Fl.  
New York, NY 10017

Goodman & Hale  
Information  
Systems Inc.  
60 E. 42nd and D Sts.  
Ste. 1732  
New York, NY 10165

JL. Jordan Associates  
4020 McEwen, Ste. 151  
Dallas, TX 75244

Ward Howell International  
99 Park Ave., 20th Fl.  
New York, NY 10016

---

### Fee-in-Advance Agencies

This group of agencies has always been a paradox for me. I'm sure they must place people in overseas jobs, or they wouldn't be in business. The problem is that they've never placed me, and I'm in a specialized field that recruiters refer to as "highly marketable." Agencies from this group require cash in advance, in return for which they promise to search for an overseas position for you. The important thing to realize is that they are under no obligation to find you a job, they just have to search. *They do not guarantee employment.* Fees range anywhere from \$100 to more than \$600. They usually advertise about free services such as tax accounting and résumé preparation (which are free as long as you don't take into account the up-front money). Also, some state laws require agencies in this category to match an applicant with a specified number of job openings per month. The mere fact that such laws exist is an indication

of past history. I often wonder if "openings" aren't sometimes carried as active even after the positions have been filled, thereby allowing the agency to meet its monthly quota in some instances, but let's assume that things like that don't happen and that the world is flat. A personal experience might give you further insight as to the nature of these types of agencies. From the following example and from what you've read so far, you can draw your own conclusions.

Years ago I paid more than \$300 to an agency in the pay-in-advance category and nothing ever came from the situation (not even one letter of interest), so I had my doubts. More recently, I received a phone call from an agent with another pay-in-advance agency. The sales pitch was spectacular, and within ten minutes he had me ready to pack my bags. In the back of my mind I knew better, but I decided to sign up in order to test their services, mainly because I was about to undertake the writing of this book. The very next day I received a large envelope (sent priority overnight) requesting my signature and payment of \$500. For this sum I was to receive matches on overseas job openings every month for the next year. I filled out the forms, sent in my money and sat back to wait. A week later I received a computer printout with lots of meaningless numbers and reference to an aviation job (which isn't even my career field). That was more than a year ago, and I haven't heard a thing from them since.

To put things in perspective, these agencies ask you to give them money in advance, for which they guarantee nothing in return. Once the money is paid, there seems to be little motivation to continue a sincere job search on your behalf. If you'd like, write for their literature and even try their services, but be well advised that there are no guarantees.

---

### **Pay-if-Hired Agencies**

This type of agency is recommended simply because it presents a no-risk situation for you. Basically, you sign an agreement and pay a small administrative fee in advance.

Then the agency goes to work for you. If they find an opening that matches your experience, they send your résumé to the company, which in turn will contact you directly. You are under no obligation to accept any job offer, but if an offer is made and you accept the position, you are then responsible for paying the agency that found the job for you. Fees vary, but they are usually quite substantial. Ten percent of your first year's salary is not uncommon. The reason I personally recommend using a high-cost agency like this is because you're in the driver's seat and it's possible that they could ferret out a really exotic contract for you—one you might stick with for years. Rest assured that these people will cover some territory for you. They have a very high incentive to find you a job. Aside from the initial administrative fee, there is no cost unless you decide to accept a job they've located for you, and even then the entire cost is tax deductible. Listed below are a couple of pay-if-hired agencies that may be of help to you.

American Overseas  
Employees Association  
1400 Kapiolani Blvd.  
Ste. C29  
Honolulu, HI 96814

International Schools  
Services, Inc.  
15 Roszel Rd.  
Princeton, NJ 08540

### **Government Jobs**

When it comes to applying for government jobs, you can be assured of two things: tons of paperwork and months of waiting. That's not to say there aren't desirable government jobs overseas, it's just that you need to approach them with the right attitude and persistence. Be prepared to fill out a "Standard Form 171" for each opening you apply for, because the form doesn't lend itself to copying and most government offices won't even accept résumés. You have to follow all the frustrating bureaucratic procedures or your application will end up gathering dust in some secretary's trash can.

Personally, I put government applications on the back

burner. After having contacted hundreds of private companies and agencies on an initial job search, I'm usually tired of the intense paperwork and I'll take a few weeks of mental vacation. Eventually my stamina begins to return and I'll spend some leisurely evenings filling out applications for select government vacancies. After sending in applications, it's time to sit back and wait. You can try follow-up techniques and personal calls if you like, but in my experience they're a waste of time and money. Don't subject yourself to the needless frustration of dealing with indifferent clerks who seem to think it would take an Act of Congress to jeopardize their jobs. If their ponderous system gets around to making you a direct offer, that's the time to give them your full attention.

One final consideration is the fact that as a government employee you won't get a tax break for working overseas. U.S. government employees are taxed on their earnings worldwide.

The first step in applying for a government job overseas is to identify those departments or agencies that are likely to hire for your occupation. Most large groups, like the Corps of Engineers, Air Force, and Department of Defense, hire for a multitude of different occupations. Write to the ones you're interested in and request their "Current List of Vacancies" for your general career field. Also request several SF 171s (standard government application forms). When you receive the materials and see a vacancy that appeals to you, fill out an SF 171 and send it in. Each job will have a VACANCY ANNOUNCEMENT NUMBER and a CLOSING DATE listed. These are both required on each SF 171 you send in. If you neglect either, your clerk will be at a loss, as will your application. For additional information on federal jobs overseas, write to: Federal Jobs Overseas, U.S. Office of Personnel Management, 1900 E St. NW, Washington, D.C. 20415.

### **Government Offices**

The following is a list of government offices you can contact regarding overseas employment. Request "current vacancy

announcements" for overseas positions and several SF 171s from each office you contact.

Armed Forces Radio-TV  
Publications Services  
1735 N. Lynn St.  
Arlington, VA 22209

Department of Justice  
Personnel Office  
Constitution Ave. and  
10th St. NW  
Washington, D.C. 20530

Central Intelligence Agency  
Director of Personnel  
Washington, D.C. 20505

Department of the Navy  
Overseas and Return  
Placement

Defense Intelligence Agency  
Civilian Personnel/Pentagon  
Washington, D.C. 20340

800 N. Quincy St., Rm. 1219  
Arlington, VA 22203

Department of Agriculture  
South Bldg.-Rm. 5627  
14th and Independence  
Aves., SW  
Washington, D.C. 20250

Department of the Navy  
Office of Civilian Personnel  
Washington, D.C. 20390

Department of the Air Force  
Overseas Rotation &  
Recruiting  
Headquarters USAF, DPCMM  
Washington, D.C. 20314

Department of State  
Recruitment Division  
Box 9317, Rosslyn Station  
Arlington, VA 22209

Department of the Army  
Civilian Career Management  
Rm. 4A091, Forrestal Bldg.  
Washington, D.C. 20314

Drug Enforcement  
Administration  
Department of Justice/  
Personnel

Rm. 817, A HRH  
1415 1st St. NW  
Washington, D.C. 20537

Department of the Interior  
Office of Territorial Affairs  
1800 C St. NW  
Washington, D.C. 20240

Environmental Protection  
Agency  
Administration of  
International Activities,  
A-106  
401 M St. SW  
Washington, D.C. 20460

Federal Maritime  
Commission  
Office of Personnel  
1100 L St. NW  
Washington, D.C. 20573

General Accounting Office  
441 G St. NW, Rm. 7836  
Washington, D.C. 20548

Immigration and  
Naturalization Service  
Central Personnel Office  
425 I St. NW  
Washington, D.C. 20536

International Development  
Cooperation Agency  
320 21st St. NW  
Washington, D.C. 20523

International Monetary Fund  
Recruitment Division  
700 19th St. NW  
Washington, D.C. 20431

International Trade  
Administration  
Personnel-Rtn. 4808W  
Department of Commerce  
14th and Pennsylvania  
Ave. NW  
Washington, D.C. 20230

National Oceanic &  
Atmospheric  
Administration  
Personnel Officer  
U.S. Department of  
Commerce  
Washington, D.C. 20230

National Science Foundation  
1800 G St. NW  
Washington, D.C. 20550

National Security Agency/  
Central Security Service  
Recruitment-Attn: M321  
Fort Meade, MD 20755

OPM Job Information Center  
Federal Bldg.  
Carlos E. Chardon St.  
Hato Rey, PR 00918

OPM Job Information Center  
Pacific News Bldg., Rm. 902  
238 O'Hara St.  
Agana, Guam 96910

Overseas Private Investment  
Corp.  
Personnel Office  
1615 M St. NW  
Washington, D.C. 20527

Peace Corps  
Overseas Recruitment  
1990 K St. NW  
Washington, D.C. 20526

UN Institute for Training &  
Research  
Appointment and Promotion  
Board  
801 United Nations Plaza  
New York, NY 10017

United States Customs  
Service  
Recruitment Division  
1301 Constitution Ave. NW  
Washington, D.C. 20229

U.S. Department of State  
General Recruitment Branch  
2201 C St. NW  
Washington, D.C. 20520

U.S. Information Agency  
Employment Branch  
(M/PDS)  
301 4th St. SW, Rm. 524  
Washington, D.C. 20547

U.S. Nuclear Regulatory  
Commission  
Division of Personnel  
Recruitment Branch  
Washington, D.C. 20555

Voice of America  
Rm. 1192, HHS North Bldg.  
330 Independence Ave. SW  
Washington, D.C. 20547

---

### **Social Organizations**

This group of employers deals mainly in religious-oriented social work in Third World nations. Some technical and managerial positions do exist, but the majority are low-paying jobs similar to the Peace Corps.

I've included addresses of the organizations likely to require technical or managerial skills. For those who would like to pursue this category of employers further, I suggest writing to the Agency for International Development (A.I.D.). They maintain a list of agencies involved in social relief work in Third World countries.

Agency for International  
Development  
Washington, D.C. 20523

Technical Assistance  
Information Clearing  
House  
200 Park Ave. S.  
New York, NY 10003

United Nations Industrial  
Development Organization  
P.O. Box 300  
A-1400 Vienna  
AUSTRIA

### **Published Resources**

#### ***Americans Abroad: A Handbook for Living and Working Overseas***

Praeger Publishing  
A Division of Greenwood Press  
1 Madison Ave., 11th Fl.  
New York, NY 10010

An exhaustive study on the subject of overseas jobs from a family viewpoint, this book covers every imaginable detail of moving a family overseas from start to finish. The subjects range from analyzing the career benefits of an overseas position to what you should do with your snowblower while you're gone. There are excellent sections on taxes, children, schools, shopping, and—believe it or not—even a chart that converts your U.S. recipe times to overseas (50-cycle) clock times. This is truly a complete step-by-step manual for moving a family overseas.

#### ***Army Times-Air Force Times-Navy Times***

The Times Journal Co.  
Springfield, VA 22159

These newspapers are outstanding sources of addresses for both private companies and personnel agencies. Long ago, recruiters realized that ex-service personnel are well trained and readily adaptable to overseas jobs, since they are already experienced in life abroad and international travel. A large variety of companies advertise in these papers for everything from drivers to highly specialized technicians. A



trial subscription to any of the three papers is an excellent way to expand your master list.

***Aviation Employment Monthly***

Aviation Employment Monthly

Box 8286

Saddlebrook, NJ 07662

This publication lists hundreds of openings for pilots, mechanics, and technicians worldwide.

***Directory of American Firms Operating in Foreign Countries***

World Trade Academy Press

50 E. 42nd St., Ste. 509

New York, NY 10017

This three-volume set of books is the foremost source of addresses for companies that hire people for overseas jobs. It's an expensive set, but it's available in the reference section of most large libraries. Since companies are listed alphabetically, it's a time-consuming process to weed out those that are of interest to you. Each description includes the company name, address, telephone number, type of business, and the countries in which the company operates.

Scan the lists by concentrating on the type of business listed for each company. An engineer, for example, would want to list any company engaged in engineering, construction, oil and gas, operations and maintenance, aerospace, manufacturing; in short, any industry likely to employ an engineer. From these addresses you can add to your master list by sending out résumés to positively identify those companies that may be potential employers.

Be suspicious of companies that are listed as doing business in only one foreign country, such as Mexico. Chances are they have a manufacturing facility just across the border to take advantage of cheap labor conditions. Your chances of getting an "overseas" job with them are slim.

***Fischer Report***

Group Fischer  
110 Newport Center Dr., Ste. 150  
Newport Beach, CA 92660

Published twice monthly, this newsletter contains sections on current and upcoming overseas projects, along with addresses of the companies responsible for staffing. Also included are occasional ads for support services, such as tax consultants and insurance agents, and editorials on subjects that have a bearing on overseas employment trends. Group Fischer offers a placement service called "Manlink" along with the newsletter. When you subscribe to their service, your résumé is entered into their computer system for distribution to client companies on a no-guarantee basis.

While the *Fischer Report* newsletter and Manlink service are not cheap, they are good sources of information. This group seems to have its finger on the pulse of the overseas information market.

***International Employment Hotline***

International Employment Hotline  
P.O. Box 3030  
Oakton, VA 22124

This monthly newsletter contains informative articles about working overseas, along with listings of specific openings and contact addresses. As is usually the case, many openings listed are for social relief and volunteer organizations, but there are also listings for technical jobs.

***International Jobs Report***

International Staffing Consultants Inc.  
19762 MacArthur Blvd.  
Irvine, CA 92715

This is a decent newsletter and the price is right—for three dollars an issue you can add quite a few addresses to your

master list. Order one copy (it's published weekly) as a sample or subscribe long term. There are no wasted words in this newsletter. It's simply a listing of overseas job openings and company addresses.

***Lonely Planet Travel Guides***

Lonely Planet Publications  
Embarcadero West  
112 Linden St.  
Oakland, CA 94607

As a one-stop source of travel guides and language books, Lonely Planet Publications has it all. From speaking Swahili to trekking in Tibet, they've got the country of your interest covered.

***Overseas Employment Newsletter***

Overseas Employment Services  
P.O. Box 460  
Town of Mount Royal  
Quebec H3P 3C7  
CANADA

Published every two weeks, this newsletter contains a lengthy description of each job opening listed, along with addresses and phone numbers for contacts. Being a Canadian-based newsletter, it has an abundance of addresses for British companies and personnel agencies, which opens a whole new area of potential overseas employment. While I've never had any luck with British companies, the potential exists. I suggest using this newsletter primarily as a source for U.S. company addresses and as a means for touching base with a few British agencies.

This company also publishes several good directories that list addresses of hundreds of companies in the category of your choice. Some of the directories include a Middle East employment guide, a directory of international employment agencies, and a directory of American companies overseas.

**Scuttlebutts**

Overseas Craftsman's Association  
5300 Orange Ave., Ste. 123  
Cypress, CA 90630

The Overseas Craftsman's Association produces this monthly publication. OCA has been around since the 1940s and offers a large number of services with its memberships, such as résumé distribution, mail forwarding, educational services, and legal and tax services. The newsletter itself is similar to the *Fischer Report*; both offer articles on overseas employment trends and developments, along with current overseas job openings and recently awarded contracts.

***Transitions Abroad: The Guide to Learning, Living, Working Overseas***

Transitions Abroad  
18 Hulst Rd.  
Box 344  
Amherst, MA 01004

*Transitions Abroad*, published five times annually, is an established independent resource guide to living, studying, working, and traveling overseas. It emphasizes practical, usable information through timely articles and firsthand reports.

***UNIDO Newsletter***

United Nations Industrial Development Organization  
P.O. Box 300  
A-1400 Vienna  
AUSTRIA

Interested in free-lancing overseas? This newsletter describes opportunities for entrepreneurs interested in establishing their own business in a foreign country. Examples might be the need for technical assistance and financial

investment in a manufacturing or construction project that UNIDO is overseeing. Be sure to request your copy in English.

***Work Abroad Newsletter***

Mr. Information

P.O. Box 1100

Toronto, Ontario

CANADA M4Y 2T7

This monthly publication lists current openings in overseas employment. It's an inexpensive source for helping to build your master of companies, and the publisher of this newsletter also offers a multitude of additional directories covering personnel agencies, lists of companies in foreign countries, and foreign employment guides.



Section II

# Resources





# 3

## Finances

While working abroad, you will probably have two general concerns about money: traveling and investing. Arranging your finances to facilitate international travel is largely a matter of common sense, but don't overlook the point that you should do it now, before you find yourself at the mercy of a barely functioning Third World postal system.

A major credit card, such as Visa or American Express, is indispensable. It helps you avoid having to carry large amounts of cash and acts as a backup in an emergency. Traveler's checks are the only safe way to carry money for those times when you can't use a credit card, and American Express offers an array of emergency services in addition to replacement of lost checks. Consolidation of checking accounts, credit cards, and other services through one institution makes life a lot easier, and credit unions usually have the best rates. Once overseas, you can open a local checking account to facilitate cashing your paychecks and sending money home, so be sure to take some blank deposit slips from your stateside account.

There are thousands of publications that deal with investments and money-making opportunities in the States, but information about offshore/foreign banking is somewhat limited. There are some good investment opportunities abroad, but as the saying goes, there's no such thing as a free lunch. High interest rates are readily available, but they are usually offset by the risk of devaluation or outright nationalization of foreign currency. To learn about the various investment opportunities, subscribe to offshore investment newsletters, order books on the subject, and contact foreign banks for rate comparisons.

### Foreign Banks

Banque Indiana  
50 Avenue De La Gare  
P.O. Box 127  
Lausanne CH-1003  
SWITZERLAND

National Westminster Bank  
PLC  
P.O. Box 707  
Grand Cayman  
CAYMAN ISLANDS

Barclays Bank  
Expatriate Department K20  
Library Place - St. Helier  
Jersey  
CHANNEL ISLANDS

Nippon Credit Bank  
13-10 Kudan-Kita 1-Chome  
Chiyoda-ku  
Tokyo 102  
JAPAN

Foreign Commerce Bank  
Bellariastrasse 82  
P.O. Box 5022  
Zurich CH-8038  
SWITZERLAND

Standard Chartered Bank  
Asian Currency Unit  
6 Battery Road  
Singapore 0104  
REPUBLIC OF SINGAPORE

Jyske Bank  
Private Banking  
(International)  
Vesterbrogade 9  
Copenhagen V OK-1501  
DENMARK

Swiss American Bank LTD.  
High St.  
P.O. Box 1302  
St. John's  
ANTIGUA

Ueberseebank AG Zurich  
Limmatquai 2  
Zurich CH-8024  
SWITZERLAND

## **International Investment**

### **Publications**

Encyclopedia of Offshore  
Banking NIC  
Allen Toorean  
220 Carrol St.  
Shreveport, LA 71105

The Offshore Financial  
Report  
Subscription Department  
P.O. Box 45134  
Jacksonville, FL 32232

International Investing  
Eden Press  
P.O. Box 8410  
Fountain Valley, CA 92728

Scott's World Reports  
International Service Center  
3106 N. 9th St.  
Naples, FL 33940

Mexletter  
Apartado Postal 10-711  
Mexico D.F.  
11000 MEXICO

World Investment News  
P.O. Box 3169  
Blaine, WA 98230

Offshore Banking News  
301 Plymouth Dr. NE  
Dalton, GA 30720

---

### **Investment Services**

Antigua International  
Trust Ltd.  
High St.  
P.O. Box 1302  
St. John's  
ANTIGUA

Caribbean Consultants &  
Liaison Group  
P.O. Box 222  
Basseterre, St. Kitts  
WEST INDIES

Caribbean Management  
Services  
Maclaw House  
P.O. Box 103 Duke St.  
Turks & Caicos Islands  
B.W.I.

Charles Schwab & Co.  
101 Montgomery St.  
San Francisco, CA 94104  
1-800-648-5300

International Service Co.  
P.O. Box 7440  
Panama 5  
REPUBLIC OF PANAMA

Ovest Securities Inc.  
76 Beaver St.  
New York, NY 10005  
1-800-221-5713

Quantum Merchant Corp.  
P.O. Box 6-5879, El Dorado  
Panama 6A  
REPUBLIC OF PANAMA

Royal Investors Groups Inc.  
120 Wall St.  
New York, NY 10005  
1-800-221-9900

Target International  
Management  
Ordnance House  
31 Pier Road  
St. Helier, Jersey  
CHANNEL ISLANDS

Tradex Brokerage Service  
82 Beaver St.  
New York, NY 10005  
1-800-221-7874

### **Traveler's Checks**

American Express	800-221-7282
Bank of America	800-227-3460
Barclay's Bank	800-221-2426
Thomas Cook	800-223-7383
MasterCard International	800-223-9920
VISA	800-227-6811

---

# 4

## Taxes

One of the most attractive benefits of overseas work is the lack of federal income tax. The current ceiling is \$70,000, which means that anything you make up to that amount is tax-free. Section 911 of the Internal Revenue Code states that a person may exclude up to \$70,000 from federal income tax if that person is physically present in a foreign country (or countries) for a period of at least 330 out of 365 days per tax year, and if the source of income is services performed outside of the United States. In some instances (such as construction projects), it's possible for a job to end before anticipated, at which point you find yourself weeks or even months short of the 330 days required for a tax break. One solution is to spend the remaining time traveling or vacationing in the foreign country of your choice, although I've known some individuals who, when faced with the prospect of spending months alone in a strange country, felt it worth the risk to return home by way of Canada or Mexico.

In most instances, your tax liability when working overseas will be zero. The majority of overseas contracts are

completely tax-free, but occasionally you may encounter obscure local taxes imposed on foreign workers. They are usually token amounts, and your recruiter will advise you of any such conditions. Be cautious, however, of countries that tax according to residence. Even though you will pay no U.S. tax, a job in some foreign countries may result in heavy tax liability to the host country while you reside there. England is a prime example, and again, your recruiter should advise you of the tax ramifications.

Tax regulations are constantly changing, but even in a remote overseas location, any changes that affect you directly are likely to be the topic at breakfast. Stateside company executives are in constant communication with overseas project managers and will relay information about any changes in tax regulations that might have an effect on your status. If you have investments or other sources of income, the services of an accountant with previous overseas tax experience is recommended. Overseas newsletters are a good source for tax and investment advisors. For further information, contact the following:

Internal Revenue Service CP: 010:8  
Washington, D.C. 20225

Forms Distribution Center  
P.O. Box 25866  
Richmond, VA 23289

Forms Distribution Center  
Rancho Cordova, CA 95743

(The above three addresses are sources for publication #54, *Tax Guide for U.S. Citizens Abroad*).

The Oats Group (Overseas American Tax Service)  
14511 Falling Creek, Ste. 205  
Houston, TX 77014

---

# 5

---

## Mail Forwarding Services

Over the years I've tried a number of different mail-forwarding services and have come to the conclusion that there are two basic types. The first consists of "business services" offices that offer a wide range of services in addition to simple mail forwarding. These businesses are professional and efficient and often have other conveniences such as fax services, phone answering, and general office services. These are the best type of forwarding services to enlist, mainly because of their dependability. Businesses of this type are usually well established and can even go through a change of ownership without it affecting your mail. The second type of forwarding service operates on more of an "underground" principle. You can usually identify this type by their advertisements, which stress privacy and their policy of not revealing client addresses to third parties. I assume their popularity is a result of the large number of people who want to keep their whereabouts unknown to creditors or ex-spouses. My only complaint about this category is that some of them are operated out of apartments and

consequently lack permanence. Enlisting the services of anything other than a well-established business may mean you'll have to change your address and thus lose touch with valuable overseas contacts.

The best way to choose a mail-forwarding service is to write to several and request their information brochures for comparison. Regardless of which type you choose, always look for signs of permanence, such as the number of years in business and the lack of apartment numbers in the business address.

American Mail & Package Center  
3808 Rosecrans St.  
San Diego, CA 92110

SOS Secretarial Services  
P.O. Box 1721  
Hamilton 5  
BERMUDA

Worldwide Mail and Message Service  
15031-B Military Rd. S.  
Seattle, WA 98188

For a complete listing of mail-forwarding services throughout the United States and Canada, as well as foreign countries, you can order the *Directory of U.S. Mail Drops* from Paladin Press, P.O. Box 1307, Boulder, CO 80306.



---

# 6

---

## Education by Mail

Pursuing a higher education is one of the best ways to occupy your spare time overseas. Working toward a goal will not only keep you from becoming bored, it will also give you a great sense of accomplishment. There is an abundance of programs available through correspondence, and they fall into three basic groups.

Accredited colleges and universities that offer correspondence courses through their continuing education divisions make up the first group. Most of these institutions will allow you to complete up to one half of the work required for a degree through correspondence. The remaining work can be partially made up of transfer credits, but some on-campus work is generally required. If you already have an accumulation of college credits (especially from one of the schools listed), you may be able to complete a degree entirely through correspondence. Even if you're just starting out, this is a good opportunity for you to put a lot of the basics behind you through correspondence, thereby reducing your future on-campus requirements. Some of the schools in this group

also offer certificate programs that are shorter in length and concentrated. Completing a correspondence program not only gives you a certificate from a respected college, but also the option of applying the credits toward a full degree at a later date.

In the second group are correspondence schools that are privately owned and usually technical in nature. They've been around for a long time and offer some good courses that would be an asset to any technician's résumé, if for no other reason than to demonstrate your motivation. Most of them are accredited, qualify for GI Bill benefits, and award a certificate at completion.

Be cautious of the third group. It's made up of "universities" and "institutes" with official-sounding names that are often little more than offices that sell degrees. Because of liberal laws in some states, these outfits can offer huge blocks of credit for "life experiences," thereby reducing the course to a few basic outlines and a check-signing session. For several thousand dollars you can buy an official-looking degree, but it won't carry much academic weight.

### Technical Schools

Home Study International  
6940 Carroll Ave  
Takoma Park, MD 20912

International Correspondence  
School  
Center for Degree Studies  
925 Oak St.  
Scranton, PA 18515

### Colleges and Universities

Ball State University  
Charmichael Hall  
School of Continuing Ed.  
Muncie, IN 47306

Brigham Young University  
206 Harmon Continuing  
Ed. Bldg.  
Provo, UT 84602

Indiana University  
Division for Extended  
Studies

Owen Hall 001  
Bloomington, IN 47405

Louisiana State University  
Office of Independent Study  
Baton Rouge, LA 70803

Portland State University  
Oregon State System of  
Higher Education  
c/o Office of Independent  
Study  
P.O. Box 1491  
Eugene, OR 97207

University of Arkansas  
2 University Center  
Fayetteville, AR 72701

University of California  
Extension  
2223 Fulton St.  
Berkeley, CA 94720

University of Florida  
Division of Continuing Ed.  
Gainesville, FL 32611

University of Idaho  
Continuing Ed. Bldg., Rm. 116  
Moscow, ID 83843

University of Illinois  
302 E. John St., Ste. 1406  
Champaign, IL 61820

University of Kansas  
Division of Continuing Ed.  
Lawrence, KS 66045

University of Kentucky  
Rm. 1, Frazee Hall  
Lexington, KY 40506

University of Minnesota  
45 Westbrook Hall  
77 Pleasant St. SE  
Minneapolis, MN 55455

University of Mississippi  
E.F. Yerby Center, Rm. 2  
University, MS 38677

University of Missouri-  
Columbia  
136 Clark Hall  
Columbia, MO 65211

University of Nebraska-  
Lincoln  
269 Center for  
Continuing Ed.  
33rd and Holdrege  
Lincoln, NE 68583

University of North Carolina  
Division of Extension  
Abernethy Hall, CB #3420  
Chapel Hill, NC 27599

University of Oklahoma  
1700 Asp Ave., Rm. B-1  
Norman, OK 73037

University of Tennessee  
Center for Extended  
Learning  
420 Communications Bldg.  
Knoxville, TN 37996

University of Texas at Austin  
P.O. Box 7700  
Austin, TX 78713

University of Utah  
Division of Continuing Ed.  
Extension Program  
1152 Annex Bldg.  
Salt Lake City, UT 84112

University of Wisconsin-  
Extension  
432 N. Lake St.  
Madison, WI 53706

Washington State University  
Extended Academic  
Programs  
202 Van Doren Hall  
Pullman, WA 99164

# U.S. Embassies

**Afghanistan**

Wazir Akbar Khan Mina  
Kabul

**Algeria**

4 Chemin Cheich Bachir  
Brahimi  
B.P. 549 Algiers

**Argentina**

4300 Columbia 1425  
Buenos Aires

**Australia**

Moonah Pl.  
Canberra A.C.T. 2600

**Austria**

Boltzmannngasse 16 A-1091  
Vienna

**Bahamas**

Mosmar Bldg.  
Queen St.  
P.O. Box N-8197  
Nassau

**Bahrain**

Shaikh Isa Rd.  
P.O. Box 26431  
Manama

**Bangladesh**

Adamjee Ct. Bldg. 5th Fl.  
Motijheel Commercial  
Area

**Barbados**

P.O. Box 302, Box B  
Bridgetown

**Belgium**

27 Blvd. du Regent  
B-1000 Brussels

**Belize**

Gabourel Ln. & Hutson St.  
P.O. Box 286  
Belize City

**Benin**

Rue Caporal Anani Bernard  
B.P. 2012 Cotonou

**Bermuda**

Vallis Bldg.  
Front St.  
P.O. Box 325  
Hamilton 5

**Bolivia**

Baneo Popular Del Peru  
Bldg.  
P.O. Box 425  
La Paz

**Botswana**

P.O. Box 90  
Gaborone

**Brazil**

Avenida das Nocoas, Lote 3  
Brasilia

**Bulgaria**

1 Stamboliski Blvd.  
Sofia

**Burma**

581 Merchant St.  
AM Embassy, Box B  
GPO Box 521 Rangoon

**Burundi**

Avenue du Zaire  
B.P. 1720 Bujumbura

**Cameroon**

Rue Nachtigal  
B.P. 817 Yaounde

**Canada**

100 Wellington St.  
Ottawa K1P 5T1

**Republic of Cape Verde**

Rua Hoji Ya Yenna 81  
C.P. 201 Praia

**Central African Republic**

Ave. President Dacko  
B.P. 924 Bangui

**Chad**

Ave. Felix Eboué  
B.P. 413 N'djamena

**Chile**

1343 Agustinas  
Santiago

**China**

Xiu Shuri Bei Jie 3  
Dept. of State  
Washington, D.C. 20520

**Colombia**

Calle 38, No. 8-61  
Bogota

**People's Republic of  
the Congo**

Ave. Amilcar Cabral  
B.P. 1015 Brazzaville

**Costa Rica**

Avenida 3 & Calle I  
San Jose

**Cuba**

Swiss Embassy, Calzada  
entre L&M  
Vedado Seccion  
Havana

**Cyprus**

Therissos & Dositheos Sts.  
Nicosia

**Czechoslovakia**

Trziste 15-12548  
Prague

**Denmark**

Dag Hammarskjolds Alle 24  
2100 Copenhagen 0

**Republic of Djibouti**

Plateau du Serpent  
Blvd. Marechal Joffre  
B.P. 185 Djibouti

**Dominican Republic**

Calles Cesar Nicolas Penson  
& Leopoldo Navarro  
Santo Domingo

**Ecuador**

Avenida 12 de Octubre y  
Avenida Patria  
P.O. Box 538  
Quito

**Egypt**

5 Sharia Latin America  
Cairo

**El Salvador**

25 Avenida Norte No. 1230  
San Salvador

**Equatorial Guinea**

Calle de Los Ministros  
P.O. Box 597  
Malabo

**Ethiopia**

Entoto St.  
P.O. Box 1014  
Addis Ababa

**Fiji**

31 Loftus St.  
P.O. Box 218  
Suva

**Finland**

Itainen Puistotie 14A  
SF-00141 Helsinki

**France**

2 Ave. Gabriel  
75382 Paris Cedex 08

**Gabon**

Bldv. de la Mer  
Libreville

**Gambia**

P.M.B. No. 19  
Fajara (E.), Kairaba Ave.  
Banjul

**German Democratic  
Republic**

Neustaedtische  
Kirchstrasse 4-5  
1080 Berlin, USBER Box E

**Federal Republic of  
Germany**

Deichmanns Ave.  
5300 Bonn 2

**Ghana**

Ring Rd. E  
P.O. Box 194  
Accra

**Greece**

91 Vasilissis Sophias Blvd.  
Athens

**Grenada**

St. George's Ross Point Inn  
P.O. Box 54  
St. George's

**Guinea**

2nd Blvd. & 9th Ave.  
B.P. 603 Conakry

**Guinea-Bissau**

Avenida Domingos Ramos  
C.P. 297  
Bissau

**Guyana**

31 Main St.  
Georgetown

**Haiti**

Harry Truman Blvd.  
P.O. Box 1761  
Port-Au-Prince

**Honduras**

Avenida La Paz  
Tegucigalpa

**Hungary**

V. Szabadsag Ter. 12  
Budapest

**Iceland**

Laufasvegur 21  
Reykjavik

**India**

Shanti Path  
Chanakyapuri 110021  
New Delhi

**Indonesia**

Medan Merdeka Selatan 5  
Jakarta



**Ireland**

42 Elgin Rd.  
Ballsbridge, Dublin

**Israel**

71 Hayarkon St.  
Tel Aviv

**Italy**

Via Veneto 119/A  
00187 Rome

**Jamaica**

2 Oxford Rd., 3rd Fl.  
Kingston

**Japan**

10-1 Akasaka 1-chome  
Minato-ku (107)  
Tokyo

**Jordan**

Jebel Amman  
P.O. Box 354  
Amman

**Kenya**

Moi/Haile Selassie Ave.  
P.O. Box 30137  
Nairobi

**Korea**

82 Sejong-Ro  
Chong-ro-ku Seoul

**Kuwait**

P.O. Box 77 SAFAT  
13001 Safat

**Laos**

Rue Bartholonie  
P.O. 114, Box V  
Vientiane

**Lebanon**

Antelias, P.O. Box 70-840  
Beirut

**Lesotho**

P.O. Box 333  
Maseru 100

**Liberia**

111 United Nations Dr.  
P.O. Box 98  
Monrovia

**Luxembourg**

22 Blvd. Emmanuel-Servais  
2535 Luxembourg

**Madagascar**

14 Rue Rainitovo  
Antsohavoia  
B.P. 620 Antananarivo

**Malawi**

P.O. Box 30016  
Lilongwe

**Malaysia**

376 Jalan Tun Razak  
50400 Kuala Lumpur

**Mali**

Rue Testard &  
Rue Mohamed V  
B.P. 34 Bamako

**Malta**

Saint Anne St.  
Floriana, P.O. Box 535  
Valletta

**Mauritania**

B.P. 222 Naouakchott

**Mauritius**

Rogers Bldg., 4th Fl.  
John Kennedy St.  
Port Louis

**Mexico**

Paseo de la Reforma 305  
Mexico 5 D.F.

**Morocco**

2 Ave. de Marrakech  
P.O. Box 120  
Rabat

**Mozambique**

35 Rua Da Mesquita, 3rd Fl.  
P.O. Box 783  
Maputo

**Nepal**

Pani Pokhari  
Kathmandu

**Netherlands**

Lange Voorhout 102  
The Hague

**New Zealand**

29 Fitzherbert Ter.  
Thorndon, Wellington

**Nicaragua**

Km 41/2 Carretera Sur  
Managua

**Niger**

B.P. 11201 Niamey

**Nigeria**

2 Eleke Crescent  
P.O. Box 54 Lagos

**Norway**

Drammensveien 18  
Oslo 2

**Oman**

Box 966  
Muscat

**Pakistan**

Diplomatic Enclave,  
Ramna 5  
P.O. Box 1048  
Islamabad

**Panama**

Apartado 6959  
Panama 5  
Republic de Panama, Box E.

**Papua New Guinea**

Armit St.  
P.O. Box 1492  
Port Moresby

**Paraguay**

1776 Mariscal Lopez Ave.  
Casilla Postal 402  
Asunción

**Peru**

Avdas Espana & Inca  
Garcilaso de la Vega  
Lima

**Philippines**

1201 Roxas Blvd.  
Manila

**Poland**

Aleje Ujazdowskie 29/31  
Warsaw

**Portugal**

Avenida das Forcas Armadas  
1600 Lisbon

**Qatar**

Fariq Bin Omran  
P.O. Box 2399  
Doha

**Romania**

Strada Tudor Arghezi 7-9  
Bucharest

**Rwanda**

Blvd. de la Revolution  
B.P. 28 Kigali

**Saudi Arabia**

Collector Rd. M  
Riyadh

**Senegal**

Ave. Jean XXIII  
B.P. 49 Dakar

**Seychelles**

P.O. Box 148  
Victoria

**Sierra Leone**

Walpole & Siaka Stevens Sts.  
Freetown

**Singapore**

30 Hill St.  
Singapore 0617

**Somalia**

Corso Primo Luglio  
P.O. Box 574  
Mogadishu

**South Africa**

Thibault House  
225 Pretorius St.  
Pretoria

**Spain**

Serrano 75  
Madrid

**Sri Lanka**

2100 Galle Rd.  
P.O. Box 106  
Colombo 3

**Sudan**

Sharia Ali Abdul Latif  
P.P./Box 699  
Khartoum

**Suriname**

Dr. Sophie  
Redmondstraat 129  
P.O. Box 1821  
Paramaribo

**Swaziland**

P.O. Box 199  
Warner St.  
Mbabane

**Sweden**

Strandvagen 101  
S-11527 Stockholm

**Switzerland**

Jubilaeumstrasse 93  
3005 Bern

**Syria**

Abu Rmaneh, Al Mansur St.  
No. 2  
P.O. Box 29  
Damascus

**Tanzania**

36 Laibon Rd.  
P.O. Box 9123  
Dar es Salaam

**Thailand**

95 Wireless Rd.  
Bangkok

**Togo**

Rue Pelletier Ceventou &  
Rue Vauban  
B.P. 852 Lome

**Trinidad & Tobago**

15 Queen's Park W.  
P.O. Box 752  
Port-of-Spain

**Tunisia**

144 Ave. de la Liberte  
1002 Tunis-Belvedere

**Turkey**

110 Ataturk Blvd.  
Ankara

**U.S.S.R.**

Ulitsa Chaykovskogo  
19/21/23  
Moscow

**United Arab Emirates**

Abu Dhabi Al-Sudan St.  
P.O. Box 4009  
Abu Dhabi

**United Kingdom**

24/31 Grosvenor Sq.  
W1A 1AE London  
ENGLAND

**Uruguay**

Calle Lauro Muller 1776  
Montevideo

**Venezuela**

Avdas Francisco de Miranda  
& Principal de la Floresta  
1060-A Caracas

**Yemen Arab Republic**

Box 1088  
Sanaa

**Yugoslavia**

Kneza Milosa 50  
Belgrade

**Zaire**

310 Ave. des Aviateurs  
Kinshasa

**Zambia**

Corner Independence &  
United Nations Ave.  
P.O. Box 31617  
Lusaka

**Zimbabwe**

172 Rhodes Ave.  
P.O. Box 3340  
Harare



# Airline Reservations

<b>Airline</b>	<b>Reservations</b>	<b>Exceptions</b>
Aer Lingus	800-223-6537	
ALM Antillean Airlines	800-327-7230	FL 800-432-2849
Aero Peru	800-327-1333	
Air Cal	800-424-6232	
Air France	800-237-2747	
Air India	800-223-7776	
Air Jamaica	800-523-5585	
Air Lanka	800-421-9898	CA 800-262-1297
Air New Zealand	800-262-1234	
Air Panama International	800-423-6056	
Air Virginia	800-446-7834	
Alaska Airlines	800-426-0333	
Alia Royal Jordanian Airlines	800-223-0470	
Alitalia Airlines	800-223-5730	NY 800-442-5860
U.S. Air Express	800-428-4253	
American Airlines	800-443-7300	
American Central Airlines	800-553-9000	

<b>Airline</b>	<b>Reservations</b>	<b>Exceptions</b>
American Trans Air	800-428-3300	
Aviateca Airlines	800-255-2842	
Bahamas Air	800-222-4262	
Braniff	800-272-6433	
British Caledonia Airways	800-634-3545	
Cayman Airways	800-422-9626	
Chalks International Airlines	800-327-2521	FL 800-432-8807
Continental Airlines	800-231-0856	
Delta Air Lines	800-241-4141	
Eastern Airlines	800-327-8376	
Ecuadoriana Airlines	800-328-2367	FL 800-626-0363
Finnair	800-223-5700	
Florida Express Airlines	800-327-8538	
German Charter	800-421-5842	
Hawaiian Airlines	800-367-5320	
Horizon Air	800-547-9308	
Iberia Airlines of Spain	800-221-9741	
Japan Air Lines	800-525-3663	
KLM Royal Dutch Airlines	800-556-7777	
Korean Airlines	800-421-8200	
Kuwait Airways	800-458-9248	
LAN Chile Airlines	800-225-5525	
Lufthansa German Airlines	800-645-3880	
Malaysian Airlines	800-648-3273	
Malev Hungarian Airlines	800-223-6884	
Mexicana Airlines	800-531-7921	
Midway Airlines	800-621-5700	
New England Airlines	800-243-2460	
New York Air	800-221-9300	
Northwest Airlines	800-225-2525	AK 800-447-4747
PSA	800-854-2902	
Pakistan International Airlines	800-221-2552	
Pan Am	800-221-1111	
Philippine Airlines	800-435-9725	
Piedmont Airlines	800-251-5720	



<b>Airline</b>	<b>Reservations</b>	<b>Exceptions</b>
Qantas Airways	800-227-4500	
Royal Air Maroc	800-223-5858	
Sabena Belgian World Airlines	(East Coast) (Southeast/Midwest) (West Coast)	800-645-3700 800-645-3790 800-645-1382
Saudi Arabian Airlines	800-472-8342	
Scandinavian Airlines	800-221-2350	
Sunbird Airlines	800-438-7833	
Swissair	800-221-6644	NY 800-522-6906
Taca Airlines	800-535-8780	
Tap Air Portugal	800-221-7370	
Thai Airways International	800-426-5204	
TWA	800-892-4141	NY 800-221-2000
UTA French Airlines	800-282-4484	
United Airlines	800-241-6522	
US Air	800-428-4322	
US Air Express	800-428-4253	
Varig Brazilian Airlines	800-468-2744	
VIASA Venezuela International Airways	800-468-4272	FL 800-432-9070



---

# 9

---

## Hotel Reservations

<b>Hotel/Motel</b>	<b>Reservations</b>
Best Western International	800-528-1234
Doubletree Inns	800-528-0444
Econo-Lodge	800-327-9077
Friendship Inns International	800-453-4511
Hilton Hotels International	800-445-8667
Holiday Inns	800-465-4329
Howard Johnson's	800-654-2000
Hyatt Hotels	800-228-9000
Imperial 400 Motor Inns	800-237-9950
Inter-Continental Hotels	800-332-4246
Loews Representation International	800-445-8667
Marriott Hotels	800-228-9290
Motel 6	505-891-6161
Princess Hotels	800-223-2094
Quality Inns	800-228-5151
Ramada Inns	800-228-2828
Red Carpet Inns International	800-251-1962
Red Lion Thunderbird Motor Inns	800-426-1982

**Hotel/Motel****Reservations**

Rodeway Inns	800-228-2000
Sheraton Hotels	800-325-3535
Sonesta International Hotels	800-343-7170
SRS Hotels Steigenberger	800-328-0312
Stouffer Hotels	800-468-3571
Super 8 Motels	800-843-1991
Thunderbird Motor Inns	800-641-4082
Westin Hotels	800-231-2042

# 10

## Car Rental

<b>Company</b>	<b>Reservations</b>	<b>Exceptions</b>
Agency Rent-A-Car	800-321-1972	OH 800-362-1794
Ajax Rent-A-Car Nationwide	800-367-2529	
Alamo Rent-A-Car	800-327-9633	
American International Rent-A-Car	800-527-0202	
Avis Rent-A-Car	800-331-1212	
Budget Car & Truck Rental	800-527-0700	
Dollar Rent-A-Car	800-421-6868	
Eurorent Rent-A-Car	800-521-2235	MI 800-482-2854
Greyhound Rent-A-Car	800-327-2501	
Hertz Rent-A-Car	800-654-3131	OK 800-522-3711
National Car Rental	800-227-3876	
Payless Car Rental	800-237-2804	
Rent-A-Wreck	800-421-7253	
Sears Rent-A-Car	800-527-0770	
Thrifty Car Rental	800-367-2277	
Tropical Rent-A-Car	800-367-5140	HI 800-352-3923
Worldwide Rent-A-Car	800-345-9071	



# 11

## Mail Order Catalogs

### Health Products

General Nutrition Corp.  
921 Penn Ave.  
Pittsburgh, PA 15222

Swanson Health Products  
Box 2803  
Fargo, ND 58101

Harvest Health  
1944 Eastern Ave. SE  
Grand Rapids, MI 49507

Vital Foods  
2200 Grand River Ave.  
Detroit, MI 48219

L&H Vitamins  
3801 35th Ave.  
New York, NY 10021

### Recordings/Video

BMG Music Service  
P.O. Box 91414  
Indianapolis, IN 46291

Columbia House Records  
1400 N. Fruitridge Ave.  
Terre Haute, IN 47811

Express Music  
50 W. 17th St.  
New York, NY 10011

Video Shack  
244-50 W. 49th St.  
New York, NY 10019

Video Dimensions  
530 W. 23rd St.  
New York, NY 10010

### **Outdoor Gear/Sporting Goods**

The Austad Co.  
4500 E. 10th St.  
P.O. Box 1428  
Sioux Falls, SD 57103

Fisherman's Paradise  
3800 NW 27th Ave.  
Miami, FL 33142

L.L. Bean  
35 Casco St.  
Freeport, ME 07653

REI  
P.O. Box C-88125  
Seattle, WA 98188

Cabela's  
812 13th Ave.  
Sidney, NE 69162

The Sharper Image  
650 Davis St.  
San Francisco, CA 94111

Campmor  
810 State Hwy. 17 N.  
Paramus, NJ 07653

West Marine Products  
850 San Antonio Rd.  
Palo Alto, CA 94303

E&B Marine  
201 Meadow Rd.  
Edison, NJ 08818

### **Stereo/Electronics**

Crutchfield Corp.  
1 Crutchfield Park  
Charlottesville, VA 22906

DAK Industries Inc.  
8200 Remmet Ave.  
Canoga Park, CA 91304



Heath Co.  
P.O. Box 1288  
Benton Harbor, MI 49022

The Sharper Image  
650 Davis St.  
San Francisco, CA 94111



# 12

## Magazines and Newsletters

### General Interest

*Analog Science Fiction/  
Science Fact*  
380 Lexington Ave.  
New York, NY 10017

*Baby Talk*  
636 Avenue of the Americas,  
6th Fl.  
New York, NY 10011

*Better Homes and Gardens*  
1716 Locust St.  
Des Moines, IA 50336

*Changing Times*  
1729 H St. NW  
Washington, D.C. 20006

*Cosmopolitan*  
224 W. 57th St.  
New York, NY 10019

*Country Living*  
6677 Busch Blvd.  
Box 26036  
Columbus, OH 43226

*Ebony*  
820 S. Michigan Ave.  
Chicago, IL 60605

*Ellery Queen's Mystery  
Magazine*  
380 Lexington Ave.  
New York, NY 10017

*Esquire*

1790 Broadway  
New York, NY 10019

*Family Handyman*

7900 International Dr.  
Ste. 950  
Minneapolis, MN 55425

*55-Plus*

25 Silver St.  
Waterville, ME 04901

*Good Housekeeping*

959 8th Ave.  
New York, NY 10019

*Harper's Bazaar*

1700 Broadway  
New York, NY 10019

*Harvard Lampoon*

14 Plympton St.  
Cambridge, MA 02138

*Heavy Metal*

635 Madison Ave.  
New York, NY 10022

*House Beautiful*

1700 Broadway  
New York, NY 10019

*Isaac Asimov's Science  
Fiction Magazine*

380 Lexington Ave.  
New York, NY 10017

*Jet*

820 S. Michigan Ave.  
Chicago, IL 60605

*McCall's Magazine*

230 Park Ave.  
New York, NY 10169

*Modern Romances*

215 Lexington Ave.  
New York, NY 10016

*Money*

1271 Avenue of the Americas  
Rockefeller Ctr.  
New York, NY 10020

*Mother Earth News*

80 5th Ave.  
New York, NY 10011

*National Geographic*

1600 M St. NW  
Washington, D.C. 20036

*National Lampoon*

155 Avenue of the Americas  
New York, NY 10013

*The New Yorker*

25 W. 43rd St.  
New York, NY 10036

*Newsweek*

444 Madison Ave.  
New York, NY 10022

*Penthouse*

1965 Broadway  
New York, NY 10023

*People*

1271 Avenue of the Americas  
Rockefeller Ctr.  
New York, NY 10020

*Playboy*

919 N. Michigan Ave.  
Chicago, IL 60611

*Playgirl*

801 2nd Ave.  
New York, NY 10017

*Psychology Today*

1 Park Ave.  
New York, NY 10016

*Real West*

Charlton Bldg.  
Derby, CT 06418

*Retirement Life*

1533 New Hampshire  
Ave. NW  
Washington, D.C. 20036

*Rolling Stone*

745 5th Ave.  
New York, NY 10151

*Saturday Evening Post*

1100 Waterway Blvd.  
Indianapolis, IN 46202

*Smithsonian*

600 Maryland Ave. SW  
Ste. 500  
Washington, D.C. 20560

*Southern Living*

2100 Lakeshore Dr.  
Birmingham, AL 35209

*Success*

342 Madison Ave.  
New York, NY 10173

*Sunset*

3055 Wilshire Blvd., Ste. 660  
Los Angeles, CA 90010

*Time*

1271 Avenue of the Americas  
Rockefeller Ctr.  
New York, NY 10020

*True West*

Box 2107  
Stillwater, OK 74076

*USA Today*

Box 7856  
Washington, D.C. 20044

*US News & World Report*

2400 N St. NW  
Washington, D.C. 20037

**Business and Professional**

*American Journal of  
International Law*  
2223 Massachusetts Ave. NW  
Washington, D.C. 20008

*American Journal of Nursing*  
555 W. 57th St.  
New York, NY 10019

*American Journal of  
Medicine*  
249 W. 17th St.  
New York, NY 10011

*American Teacher*  
555 New Jersey Ave. NW  
Washington, D.C. 20001

*Barron's National Business  
& Financial Weekly*  
200 Liberty St.  
New York, NY 10281

*Business America*  
14th St. & Constitution Ave.  
NW, Rm. 48134  
Washington, D.C. 20230

*Business Week*  
1221 Avenue of the Americas  
New York, NY 10020

*Commerce Magazine*  
10 S Broadway  
St. Louis, MO 63102

*Computers & Electronical  
Engineering*  
Maxwell House  
Fairview Park  
Elmsford, NY 10523

*Computerworld*  
375 Cochituate Rd., Box 9171  
Framingham, MA 01701

*Entrepreneur Magazine*  
2392 Morse Ave.  
Irvine, CA 92714

*Executive Newsweek*  
444 Madison Ave.  
New York, NY 10022

*Fortune*  
1271 Avenue of the Americas  
Rockefeller Ctr.  
New York, NY 10020

*Income Opportunities*  
380 Lexington Ave.  
New York, NY 10017

*Information Management*  
1221 Avenue of the Americas  
New York, NY 10020

*International Management*  
205 E. 42nd St.  
New York, NY 10017

*Journal of the American  
Dental Association*  
211 E. Chicago Ave.  
Chicago, IL 60611

*Learning*  
111 Bethlehem Pike  
Springhouse, PA 19477

*Library Journal*  
245 W. 17th St.  
New York, NY 10011

*Modern Healthcare*  
740 Rush St.  
Chicago, IL 60611

*Modern Office Technology*  
1110 Superior Ave.  
Cleveland, OH 44114

*National Real Estate Investor*  
6255 Barfield Rd.  
Atlanta, GA 30328

*Nursing*  
1111 Bethlehem Pike  
Springhouse, PA 19477

*Office World News*  
645 Stewart Ave.  
Garden City, NY 11530

*Pensions & Investment Age*  
220 E. 42nd St.  
New York, NY 10017

*Prevention*  
33 E. Minor St.  
Emmaus, PA 18049

*RN*  
Box 1010  
Oradell, NJ 07649

*Science Digest*  
3 Park Ave.  
New York, NY 10016

*Science News*  
1719 N St. NW  
Washington, D.C. 20036

*Secretary*  
2800 Shirlington Rd.  
Arlington, VA 22206

*Small Business Computer  
News*  
401 E. Rt. 70  
Cherry Hill, NJ 08034

*Stock Market Magazine*  
16 School St.  
Yonkers, NY 10701

*Technology Report*  
Mail Station 1W113  
Marcus Ave.  
Great Neck, NY 11020

*Venture Magazine*  
801 2nd Ave.  
New York, NY 10017

*Wall Street Reports*  
99 Wall St.  
New York, NY 10005

*What to Buy for Business*  
256 Washington St.  
Mt. Vernon, NY 10553

## Sports

*American Hunter*  
470 Spring Park Pl., Ste. 1000  
Herndon, VA 22070

*Boating*  
1515 Broadway  
New York, NY 10036

*American Motorcyclist*  
33 Collegeview Rd., Box 6114  
Westerville, OH 43081

*Car & Driver*  
1515 Broadway  
New York, NY 10036

*American Rifleman*  
470 Spring Park Pl., Ste. 1000  
Herndon, VA 22070

*Car Craft*  
6725 Sunset Blvd.  
Los Angeles, CA 90069

*Archery*  
31407 Outer 110  
Redlands, CA 92373

*Cruising World*  
524 Thames St.  
Newport, RI 02840

*Backpacker*  
33 E. Minor St.  
Emmaus, PA 18049

*Cycle*  
1499 Monrovia Ave.  
Newport Beach, CA 92663

*Baseball Digest*  
990 Grove St.  
Evanston, IL 60201

*Easyriders*  
Box 3000  
Agoura Hills, CA 91301

*Basketball Digest*  
990 Grove St.  
Evanston, IL 60201

*Field & Stream*  
2 Park Ave.  
New York, NY 10016

*Bicycling Magazine*  
33 E. Minor St.  
Emmaus, PA 18049

*Fishing World*  
116 W. Kinzie St.  
Chicago, IL 60610



*Flying*

1515 Broadway  
New York, NY 10036

*Football Digest*

990 Grove St.  
Evanston, IL 60201

*Golf Digest*

5520 Park Ave.  
Trumbull, CT 06611

*Gun World*

Box HH  
34249 Camino Capistrano  
Capistrano Beach, CA 92624

*Hockey Digest*

990 Grove St.  
Evanston, IL 60201

*Horseman*

25025 I-45 N., Ste. 390  
Spring, TX 77380

*Motorboating & Sailing*

224 W. 57th St.  
New York, NY 10019

*Off Road*

12100 Wilshire Blvd., Ste. 250  
Los Angeles, CA 90025

*Outdoor Life*

2 Park Ave.  
New York, NY 10016

*Runners World*

33 E. Minor St.  
Emmaus, PA 18049

*Sail*

Charlestown Navy Yard  
100 1st Ave.  
Charlestown, MA 02129

*Ski*

2 Park Ave.  
New York, NY 10016

*Skin Diver Magazine*

6725 Sunset Blvd.  
Los Angeles, CA 90028

*Soccer Digest*

990 Grove St.  
Evanston, IL 60201

*Sporting News*

1212 N. Lindbergh Blvd.  
Box 56  
St. Louis, MO 63132

*Sports Afield*

250 W. 55th St.  
New York, NY 10019

*Sports Illustrated*

1271 Avenue of the Americas  
Rockefeller Ctr.  
New York, NY 10020

*Surfing*

P.O. Box 3010  
2720 Camino Capistrano  
San Clemente, CA 92672

*Tennis*

5520 Park Ave.  
Trumbull, CT 06611

*Western Horseman*

P.O. Box 7980  
Colorado Springs, CO 80933

*World Tennis*

3 Park Ave.  
New York, NY 10016

*Yachting Magazine*

2 Park Ave.  
New York, NY 10016

## Trade and Industry

*Air Progress*

7950 Deering Ave.  
Canoga Park, CA 91304

*Air Transport World*

600 Summer St., Box 1361  
Stamford, CT 06904

*American Agriculturist*

Box 369  
Ithaca, NY 14851

*Audio-Visual*

*Communications*  
210 Crossways Park Dr.  
Woodbury, NY 11797

*Automotive News*

1400 Woodbridge Ave.  
Detroit, MI 48207

*Aviation Week &*

*Space Technology*  
1221 Avenue of the Americas  
New York, NY 10020

*Boating Industry Magazine*

6255 Barfield Rd.  
Atlanta, GA 30328

*Chemical and Engineering*

*News*  
1155 16th St. NW  
Washington, D.C. 20036

*Chemical Engineering*

1221 Avenue of the Americas  
New York, NY 10020

*Civil Engineering*

5285 Port Royal Rd.  
Springfield, VA 22161

*Electrical Construction & Maintenance*  
1221 Avenue of the Americas  
New York, NY 10020

*Electronics*  
7200 Wisconsin Ave., Ste. 601  
Bethesda, MD 20814

*Heavy-Duty Trucking*  
Box W  
Newport Beach, CA 92658

*Hoard's Dairyman*  
28 Milwaukee Ave. W.  
Ft. Atkinson, WI 53538

*Industrial Equipment News*  
5 Penn Plaza  
New York, NY 10111

*Industrial Research & Development Statistics*  
Tunneys Pasture  
Ottawa, Ontario  
K1A 0N9 CANADA

*Mechanical Engineering*  
1305 W. Glenoaks Blvd.  
New York, NY 91201

*Oil and Gas Journal*  
1421 S. Sheridan Rd.  
Tulsa, OK 74112

*Professional Engineer*  
1420 King St.  
Alexandria, VA 22314

*Radio-Electronics*  
500-B BiCounty Blvd.  
Farmingdale, NY 11735

### **Business Newsletters**

*Aerospace Daily*  
1156 15th St. NW  
Washington, D.C. 20005

*Aviation Daily*  
1156 15th St. NW  
Washington, D.C. 20005

*Bank Letter*  
488 Madison Ave.  
New York, NY 10022

*Brennan Reports*  
Box 882  
Valley Forge, PA 19482

*Bullion Report*  
201B E. 82nd St.  
New York, NY 10028

*Business Aviation*  
1 Park Ave.  
New York, NY 10016

*Business Owner*  
383 S. Broadway  
Hicksville, NY 11801

*Business Tax Report*  
Bureau of National Affairs,  
Inc.  
1231 25th St. NW  
Washington, D.C. 20037

*Business Traveler's Letter*  
555 Skokie Blvd.  
Northbrook, IL 60062

*Commodity International  
Advisor*  
141 W. Jackson, Ste. 1765  
Chicago, IL 60604

*Construction Labor Report*  
1231 25th St. NW  
Washington, D.C. 20037

*Daily Report for Executives*  
1231 25th St. NW  
Washington, D.C. 20037

*Dartnell Sales & Marketing  
Newsletter*  
4660 Ravenswood Ave.  
Chicago, IL 60640

*Doane's Agricultural Report*  
11701 Borman Dr.  
St. Louis, MO 63146

*Donoghue's Money Fund  
Report*  
Box 540, 360 Woodland St.  
Holliston, MA 01746

*Dow Theory Forecasts*  
7412 Calumet Ave.  
Hammond, IN 46234

*Effective Executive*  
4660 Ravenswood Ave.  
Chicago, IL 60640

*Energy Daily*  
627 National Press Bldg.  
Washington, D.C. 20045

*Energy Resources  
Technology*  
1305 W. Glenoaks Blvd.  
New York, NY 91201

*Energy Report*  
5 Speen St., Box 955  
Framingham, MA 01701

*Entrepreneurial Manager's  
Newsletter*  
180 Varick St.  
New York, NY 10014

# 13

## Maps

One evening while sitting in front of a campfire on a remote Pacific beach, a friend and I were discussing the fierce World War II battles that had once raged in the jungles around us. The thought of ditching a plane in the dense jungle made me wince, and I tried to imagine what went through a pilot's mind in the final seconds. First and foremost, he would have thought to locate some type of clearing, we decided, and that's when we hit on the idea of trying to locate a lake in the remote interior of the mountainous island. The mirror-smooth surface of a lake looked a lot more appealing than the ragged jungle terrain, and the thought of finding a splashed Corsair made the task of packing in diving gear seem inconsequential. The next step was to find a topographical map of the island, which turned out to be more difficult than cutting through the dense jungle. It took several months of correspondence between friends and government agencies before we were able to locate the maps we needed. That particular experience taught me the importance of having some key addresses. With the following list of addresses, you can find any map you desire.



Maps can come in handy when planning adventures such as this island skin diving trip the author took during time off from one overseas position.

### **Defense Mapping Agency**

The U.S. Department of Defense maintains maps of the entire world, and their "Catalog of Maps" is a directory for their entire inventory. The catalog is extensive, so it's divided into four general sections that cover airspace, oceans, land structure, and countries. Within these four sections, there are further regional subdivisions, so it's important to specify the continent and country in which you're interested. The sections are as follows: Aerospace, Hydrographics, Topographics, and World—Small- and Medium-Scale Maps. Contact the DMA Office of Distribution Services, ATTN: DDCP, Washington, D.C. 20315. Or phone them at 202-227-2495.

# **BERSERKER**

---

## **BOOKS**

---

