











# The Planetary Aspects

Aspects are connections formed between planets depending on the degree of the Zodiac that they occupy. When the planets occupy the same degree of different signs, they have a connection that is either harmonious or challenging, depending on the signs involved, or the number of degrees separating the planets. Separations of 0, 90 and 180 degrees are considered challenging, while separations of 60, 72 and 120 degrees are considered flowing or easy. The "Major" aspects are considered the [conjunction](#) (0°), the [opposition](#) (180°), the [square](#) (90°), the [trine](#) (120°), and the [sextile](#) (60°). Minor aspects include the [inconjunct](#) (150°), another form of inconjunct, the [semi-sextile](#) (30°), the [quintile](#) (72°), the [semi-square](#) (45°), and another form of [semi-square](#), the [sesquiquadrate](#) (135°). Although these are the degrees of separation when an aspect is exact, the "orb" of an aspect is how far off from exact it can be and still operate. Most practitioners use an orb of 7 to 8 degrees for major aspects, 1 to 2 degrees for minor aspects, and up to 12 degrees for major aspects with the [Sun](#) or [Moon](#) involved.

A complete list of the aspects employed by [TimePassages Astrology Software](#) is given below, with their associated degrees. The theory of aspects is complex, including the phasal relationship represented by the number of degrees of separation, and whether the aspect is "waxing" or "waning" in analogy to the phases of the [Sun-Moon](#) relationship.


Symbol	Name	Angle / Orb	Keyword
	<a href="#">conjunction</a>	0° ± 8°	Blending
	<a href="#">opposition</a>	180° ± 8°	Dynamic (Difficult)
	<a href="#">trine</a>	120° ± 8°	Flowing (Easy)
	<a href="#">square</a>	90° ± 8°	Dynamic (Difficult)
	<a href="#">sextile</a>	60° ± 6°	Flowing (Easy)
	<a href="#">inconjunct</a>	150° ± 4°	Dynamic (Difficult)
	<a href="#">quintile</a>	72° ± 2°	Flowing (Easy)
	<a href="#">semi-sextile</a>	30° ± 2°	Dynamic (Difficult)
	<a href="#">semi-square</a>	45° ± 2°	Dynamic (Difficult)
	<a href="#">sesquiquadrate</a>	135° ± 2°	Dynamic (Difficult)

## **Conjunction** (Major aspect)


The strongest blend of energies represented by the two planets.

## **Opposition** (Major aspect)


The planetary energies are polarized; outer events stimulate their interaction; integration is the challenge.

 **Trine** (Major aspect)


The planetary energies flow smoothly; the connection is easy and beneficial.

 **Square** (Major aspect)


The planetary energies conflict; internal and creative tensions bring rich rewards through effort over time.

 **Sextile** (Major aspect)

The planetary energies flow together, open into new possibilities, new connections.

 **Inconjunct** (Minor aspect)

The planetary energies do not flow smoothly, one or the other predominates; discrimination must be employed.

 **Quintile** (Minor aspect)

The planetary energies are positively linked, subtle, and spiritual in dimension.

 **Semi-Sextile** (Minor aspect)

The planetary energies attract each other, require effort, allow entry of new information.

 **Semi-Square** (Minor aspect)

The planetary energies conflict in determined subtle tension; calmness is required.

 **Sesquiquadrate** (Minor aspect)

The planetary energies conflict in determined subtle tension; control is required.